

SpaceMakers

HOME AND NIGHT SYSTEMS



SpaceMakers

HOME AND NIGHT SYSTEMS

design R&S Zalf e Roberto Gobbo

- 1 // Ingresso // Entrance
- 2 // Guardaroba // Cloakroom
- 3 // Cabina armadio // Dressing
- 4 // Camera degli ospiti // Guest bedroom
- 5 // Libreria // Bookcase
- 6 // Cucina // Kitchen
- 7 // Sala da pranzo // Dining room
- 8 // Camera principale // Master bedroom
- 9 // Studio // Study
- 10 // Lavanderia // Laundry
- 11 // Camera singola // Single bedroom
- 12 // Bagno // Bathroom

// 1. Versatilità_Versatile

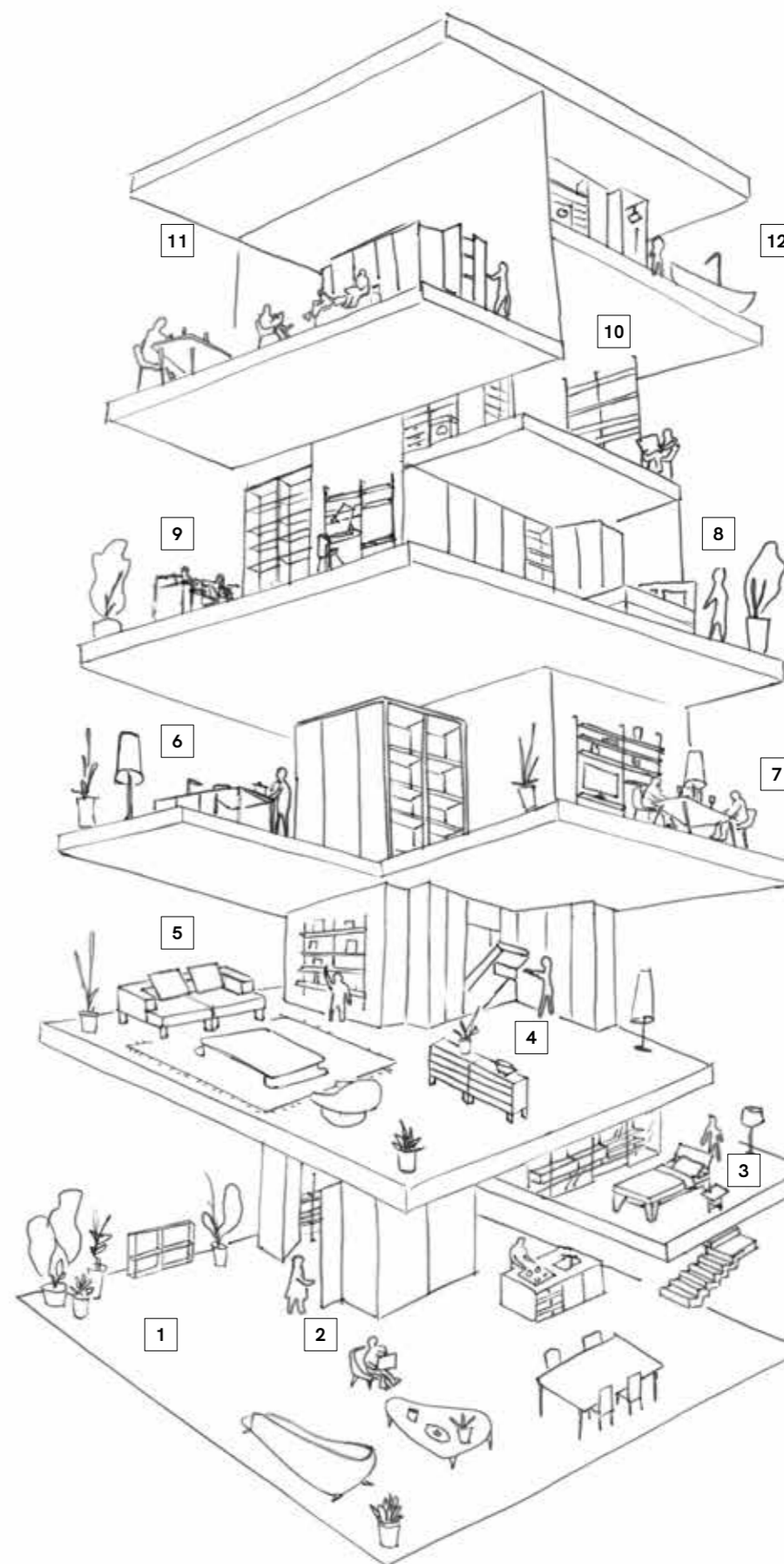
tre concetti progettuali // three project concepts

Dare risposte a più tipologie abitative prestabilite o trasformative, in quest'ultimo caso consentendo di progettare diverse modalità di utilizzo degli spazi.

// To provide different types of dwellings with established solutions or ones for transformation, where space is designed with new layouts.

Dalla camera principale alla cabina guardaroba, dagli spazi di passaggio ai locali di servizio, differenziando la qualità estetica delle soluzioni progettuali e compiendo sempre scelte giuste, anche nel prezzo. Tutto questo attraverso diverse tipologie di arredo ed un'ampia gamma di facciate: dall'anta con cornice in alluminio, scorrevole o battente piena con finitura materica al pannello liscio con maniglia a tutta altezza o a ridosso.

From master bedrooms to walk-in closets and areas leading to service rooms, we differentiate the aesthetics of the solutions and make the right decisions, also regarding price. This comes about by using different types of modules and a wide range of fronts: sliding or hinged doors with aluminium frames and textured finishes or plain panels, with full height or applied handles.



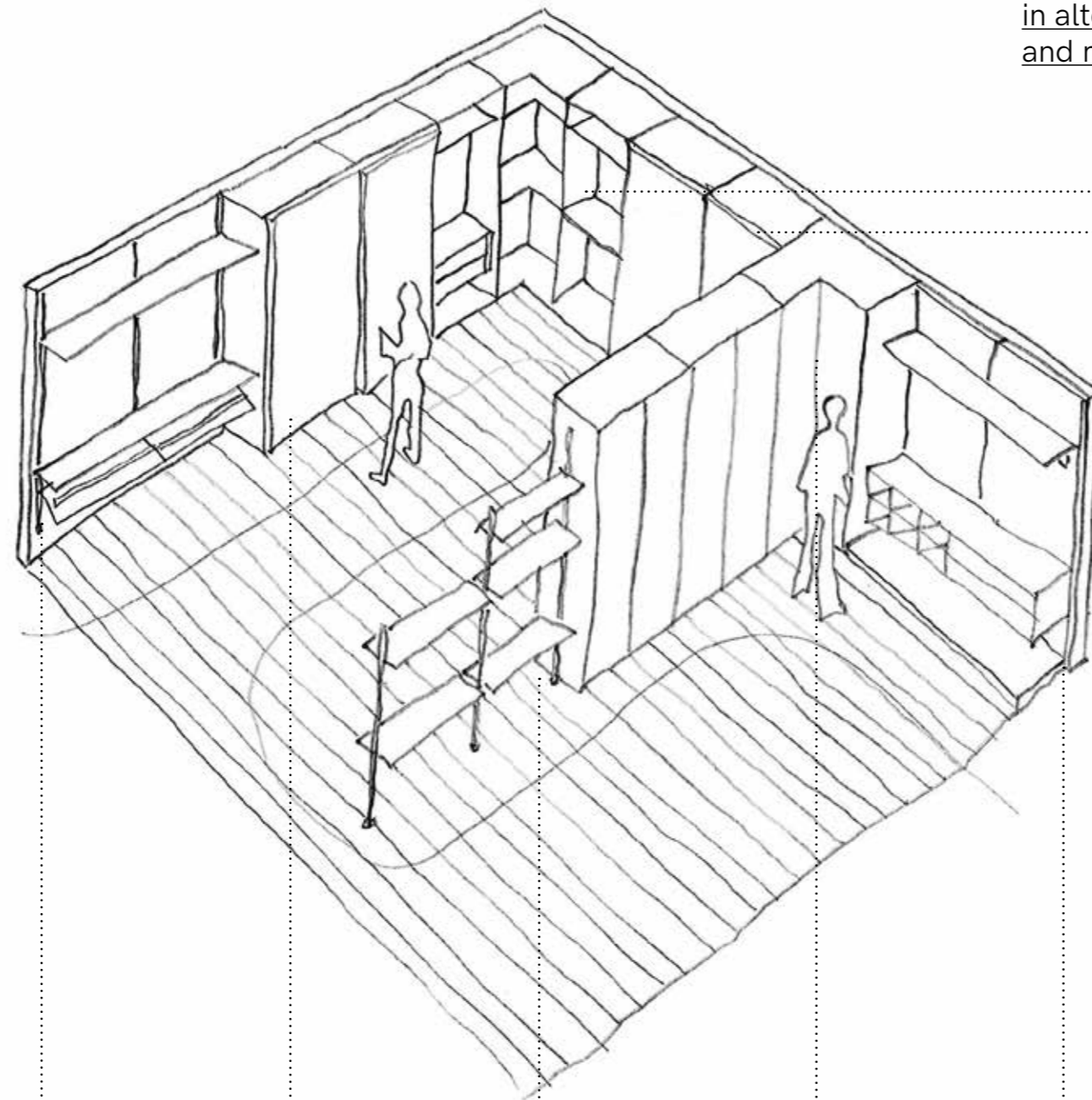
Risolvere esigenze diversificate di contenimento o più specificatamente legate alle caratteristiche fisiche dello spazio abitativo attraverso la trasversalità dei sistemi: battente, scorrevole, complanare, cabina armadio nelle diverse soluzioni a spalla, cremagliera con e senza pannello di tamponamento, palo con fissaggio a parete o soffitto.

Transversal systems meet different storage needs or adapt to the space available: hinged, sliding or coplanar doors, walk-in closets with several load-bearing solutions, racks with and without filler panels, and poles fixed to the wall or ceiling.

sistemi armadio
wardrobe systems



sistemi cabine armadio
walk-in closet systems



Flexy Easy

Alterna
scorrevole
sliding door

Windy

Alterna
battente
hinged door

Flexy

Alterna
complanare
coplanar door

Free

// 2. Trasversalità_Transversal

tre concetti progettuali // three project concepts

3 sistemi armadio e 4 sistemi cabine armadio combinabili e compatibili per finiture e dimensionamento, in profondità ed in altezza. // 3 wardrobe systems and 4 walk-in closets, all mix and match as finishes, depths and heights are all compatible.

// 3. Spazialità_Spacious


tre concetti progettuali // three project concepts

Articolare lo spazio generando soluzioni che contengono le funzioni abitative, in modo flessibile e senza la necessità di partiture verticali, con sistemi retrofiniti, accostabili schiena con schiena per tutti i moduli e funzioni, su misura nelle tre dimensioni. // Organize space to obtain flexible home storage solutions that do not need vertical partitions and are finished on the back, or can be placed back to back. All modules and functions are available with these features, customisable in a choice of three dimensions.

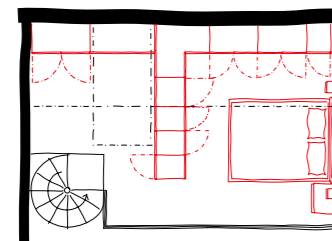
Nello stesso open space, dalle dimensioni contenute di 70 mq, e nella stessa unità residenziale, dalle dimensioni importanti, quattro progetti d'arredo che articolano lo spazio secondo le proprie esigenze ed il proprio gusto.

Four decor projects that organise space to meet your personal taste and needs, in an open concept with compact dimensions of 70 m², or a large residential unit.

Progetto A.1

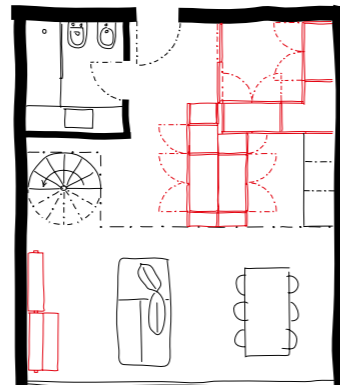


piano terra // ground floor

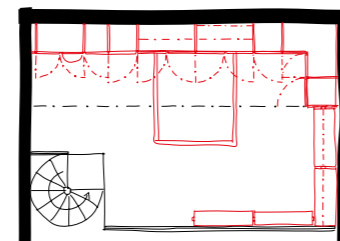


mansarda // loft

Progetto A.2

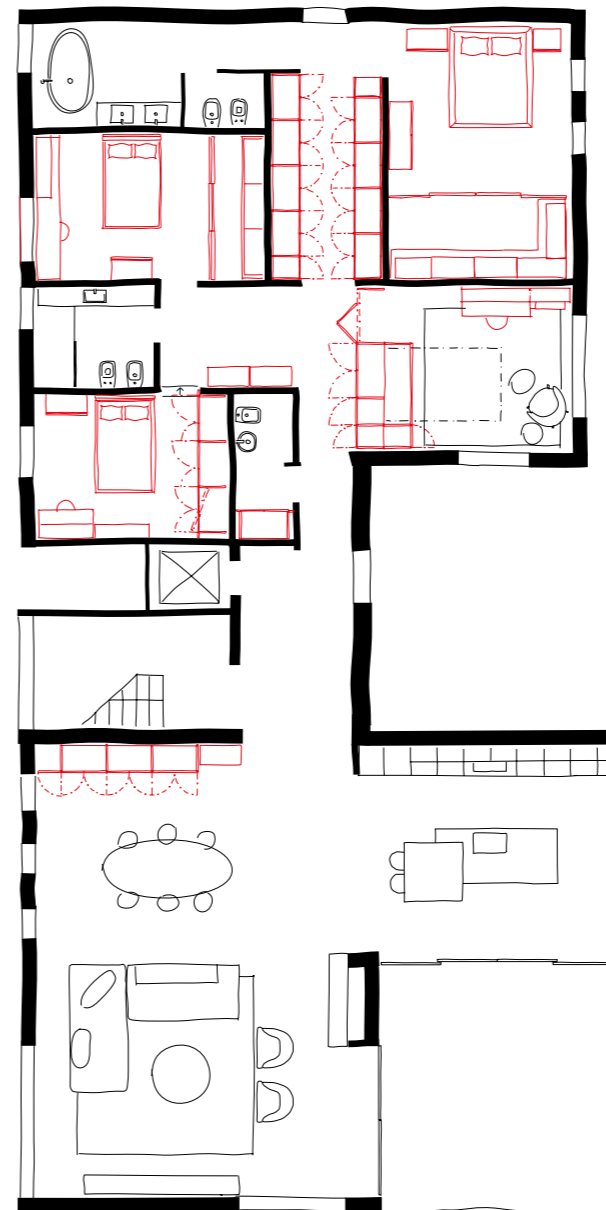


piano terra // ground floor

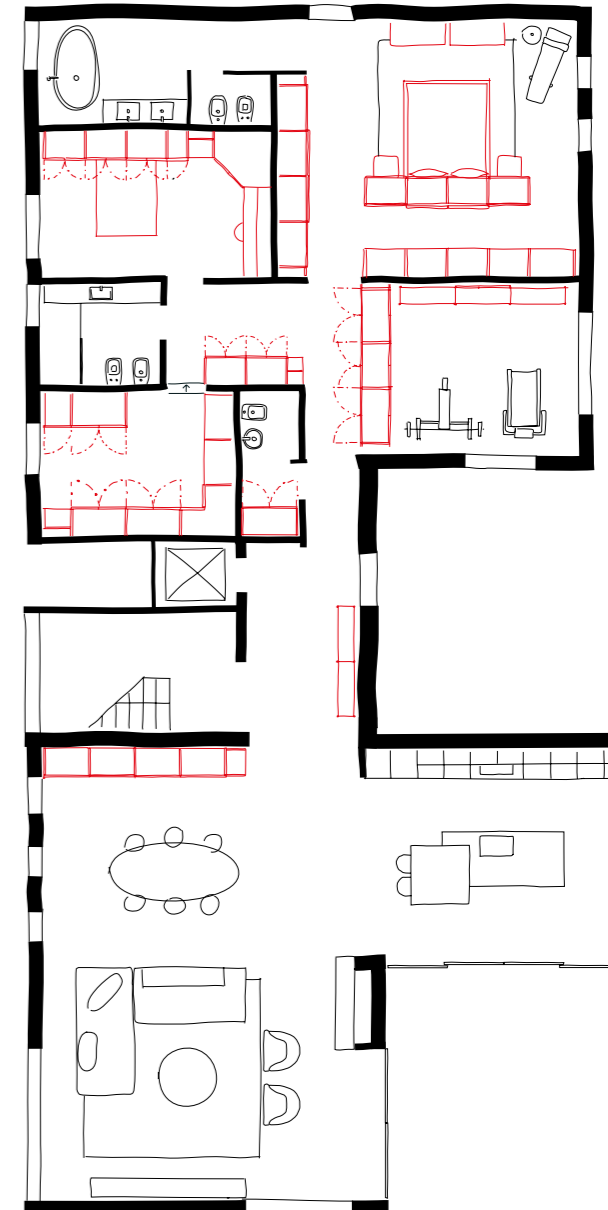


mansarda // loft

Progetto B.1



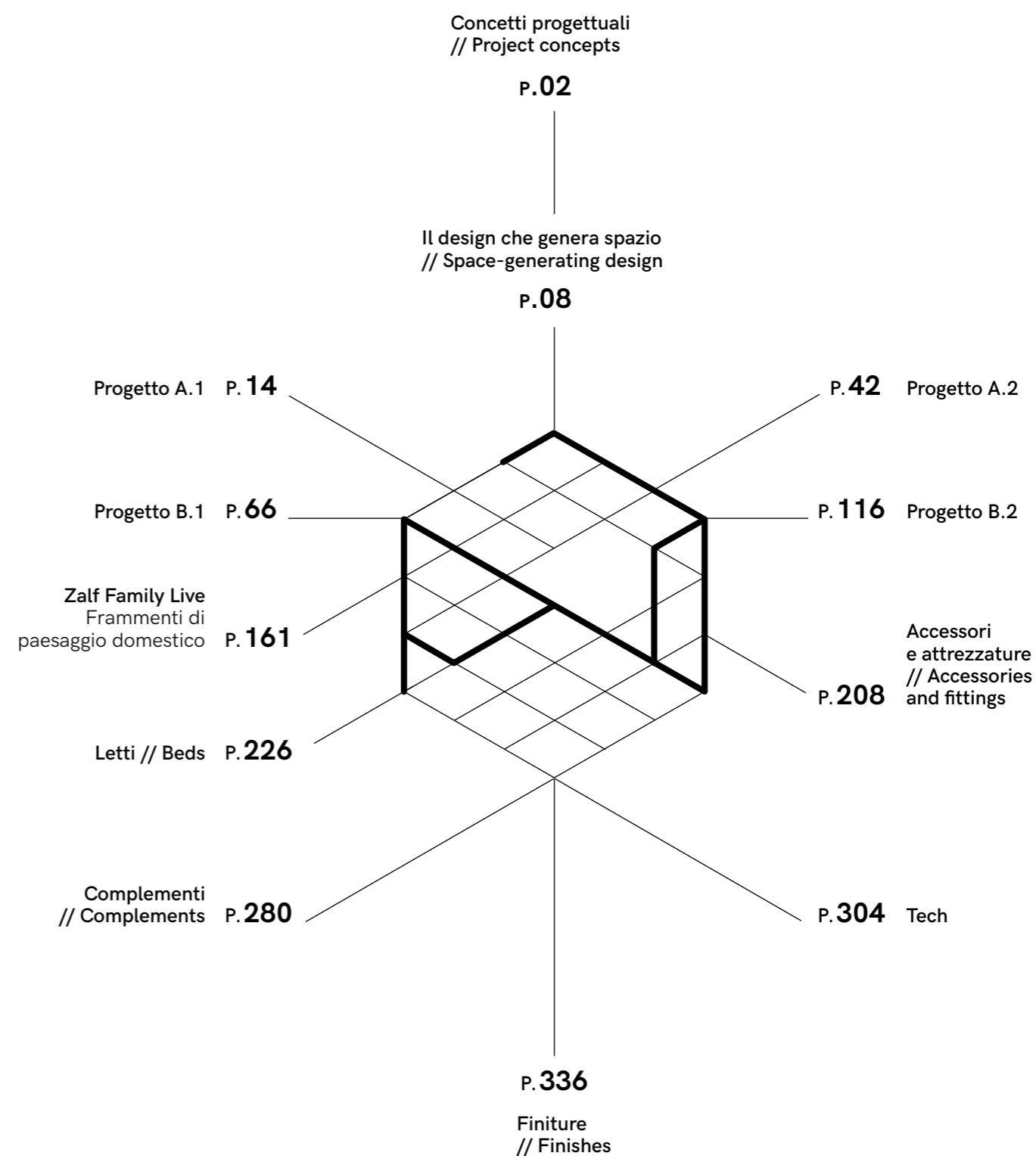
Progetto B.2



// SpaceMakers

HOME AND NIGHT SYSTEMS

Sistemi di arredo che diventano strutture architettoniche fruibili in tutte le aree della casa secondo nuovi schemi abitativi - il design che genera spazio. Elementi di contenimento spesso multifunzionali, sempre più dinamici e ridotti, per rispondere alle esigenze dell'abitare contemporaneo.
 // Decor systems become architectural structures that can be used throughout the house, as new home design dictates - space-generating design. Storage elements are often multi-purpose, ever more dynamic and compact to meet the needs of a contemporary lifestyle.



// Indice_Index

battente
hinged



P. 16



P. 52



P. 96



P. 138



P. 180

scorrevole
sliding



P. 126

complanare
coplanar



P. 146

sistemi armadio wardrobe systems Alterna

battente
hinged

scorrevole
sliding

complanare
coplanar

cabine armadio e home systems walk-in closet and home systems

Free

Flexy

Flexy Easy

Windy



P. 26



P. 78



P. 104



P. 142



P. 190



P. 130



P. 44



P. 92



P. 132



P. 150



P. 184



P. 200

// Indice_Index

Free



P. 124

Flexy



P. 20

Flexy Easy



P. 24

Windy



P. 60



P. 46



P. 174



P. 68



P. 84



P. 94



P. 196



P. 162



P. 204



P. 108

sistemi armadio
wardrobe systems
Alterna

battente
hinged

scorrevole
sliding

complanare
coplanar

**cabine armadio
e home systems
walk-in closet
and home systems**

Free

Flexy


Flexy Easy

Windy



**// Ingresso_Entrance
Guardaroba_Cloakroom
Cucina_Kitchen**

armadio battente Alterna con anta Mixer,
chiusura a soffietto e cabina Flexy // Alterna
hinged wardrobe with Mixer door, folding
closing system and Flexy walk-in closet





modulo angolo esterno
// external corner module


Modulo angolo esterno con apertura battente nei due lati.
// External corner module with hinged opening on 2 sides.

cabina Flexy
// Flexy walk-in closet

Il sistema cabina armadio Flexy con pannelli sp. 1,8 cm e profilo cremagliera brunito permette di arredare gli spazi in modo aperto senza suddivisioni.

The Flexy walk-in closet system with 1.8cm thick panels and burnished rack profile will furnish areas openly without subdivisions.







// Libreria_Bookcase

cabina Flexy Easy // Flexy Easy walk-in closet






// Camera principale_Master Bedroom

armadio battente Alterna con anta Plana e maniglia Bench // Alterna hinged wardrobe with Plana door and Bench handle

Armadio battente Alterna proposto con moduli a due cassettoni e modulo ad angolo con cerniere apertura a 165° e illuminazione Led incassata nel fianco.

Alterna hinged wardrobe shown here with two-drawer modules, a corner module with 165° opening hinge and LED lighting recessed into the side panel.





Il modulo con cassetti o cassettoni è disponibile nella versione a due o a tre cassetti con guida ad estrazione totale rallentata opzionale. I cassetti possono essere dotati di apertura push-pull, di maniglia o di profilo Grip come nell'immagine. Nel dettaglio in alto maniglia Bench in lignum dark.

The module with drawers or deep drawers comes with two or three drawers. It is also available on full extension and soft closing runners. Drawers can be provided with push-pull opening, handles or grip profiles, as shown. The top detail shows a lignum dark Bench handle.



moduli con riduzione a misura in altezza
e ante di finitura posteriore // custom
made in height and rear finishing doors





letto matrimoniale: pannelli testate e giroletto
con box contenitore // double bed: headboard
panels and bed frame with storage box

Letto matrimoniale con box contenitore e pannellatura a terra.
Testata imbottita trapuntata Mirò, illuminazione orizzontale a Led.

Double bed with storage box and panelling to the floor.
Mirò padded quilted headboard, LED horizontal lighting.



// Camera ospiti_Guest bedroom Studio_Study

modulo letto con rete a ribalta e modulo mansardato // bed
module with fold-away base and loft module for sloping ceilings

I moduli con ante di finitura posteriore creano due aree distinte della casa senza l'utilizzo di pareti murarie e grazie alla riduzione a misura in altezza seguono il soffitto mansardato. Il modulo letto dotato di rete a ribalta è disponibile in tre differenti misure: letto singolo, a una piazza e mezza o matrimoniale.

Modules with rear finishing doors create two distinct areas without the need for masonry walls. Height can be cut to size to follow the line of a loft ceiling. The bed module with fold-away base is available in three different sizes: single, queen-sized, or double.





modulo scrittoio // desk module

L'armadio Alterna è completo di modulo scrittoio con piano dotato di boccia passacavi e luce a Led.

The Alterna wardrobe comes complete with a desk module, the top of which has a cable gland and LED light.

SM2004

// Ingresso_Entrance
Guardaroba_Cloakroom
Cucina_Kitchen



CHIUSURA A SOFFIETTO

1 // Anta Mixer e profilo ottanio, a misura

ARMADIO BATTENTE ALTERNA

2a // Modulo L.57,5: anta Plana ottanio, apertura push-pull
2b // Modulo angolo esterno: anta Mixer e profilo ottanio
2c // Modulo L.117,5: anta Mixer e profilo ottanio, ante di finitura posteriori ottanio

CABINA FLEXY

3 // Sistema con pannello schienale: pannelli cocò, reggimensole e appendiabiti brunito, mensole sp.2,8 cm, panca, portacamicia ottanio

FOLDING CLOSING SYSTEMS

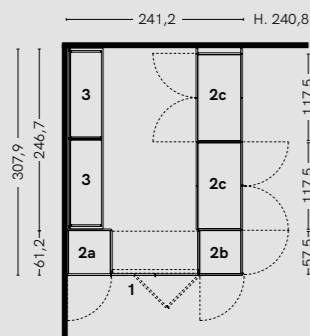
1 // Mixer door and octane profile, customized

ALTERNA HINGED WARDROBE

2a // Module W.57,5: octane Plana door, push-pull opening
2b // External corner module: Mixer door and octane profile
2c // Module W.117,5: Mixer door and octane profile, rear octane finishing doors

FLEXY WALK-IN CLOSET

3 // Back panel system: cocò panels, burnished shelf brackets and clothes hanging rails, 2.8cm thick shelves, bench and octane shirt rack.



SM2006

// Libreria_Bookcase

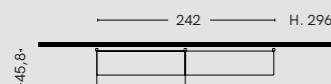


CABINA FLEXY EASY

Sistema a cremagliera: montanti e reggimensole brunito, mensole ottanio

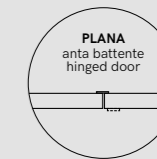
FLEXY EASY WALK-IN CLOSET

Rack system: burnished uprights and shelf brackets, octane shelves



SM2005

// Camera principale_Master Bedroom
Camera ospiti_Guest bedroom
Studio_Study



ARMADIO BATTENTE ALTERNA

1a // Modulo scrittoio L.117,5: anta Plana ottanio, maniglia Bench lignum dark
1b // Modulo letto a ribalta L.130,5: per rete 120x200, ottanio, apertura push-pull
2a // Modulo angolare: anta Plana ottanio, maniglia Bench lignum dark, con ante di finitura posteriore
2b // Modulo a 2 cassetti L.97,5: anta Plana ottanio, maniglia Bench lignum dark, cassettoni Plana+Grip con profilo ottanio
2c // Modulo L.47,5: anta Plana ottanio, maniglia Bench lignum dark
2d // Modulo con riduzione a misura in altezza e ante di finitura posteriore: anta Plana ottanio, maniglia Bench lignum dark
2e // Modulo mansardato L.47,5: anta Plana ottanio, apertura push-pull, con ante di finitura posteriore

LETTO

3a // Pannelli testate: pannello melaminico lignum dark con led, testata imbottita trapuntata Mirò tessuto Fog art.627, accessori da aggancio ottanio, comodino Gap lignum dark, distanziale in metallo brunito
3b // Giroletto: giroletto imbottito H.29 tessuto Fog art.627

COMPLEMENTI

4 // Comodino Tac piano top ardesia, gambe brunito

ALTERNA HINGED WARDROBE

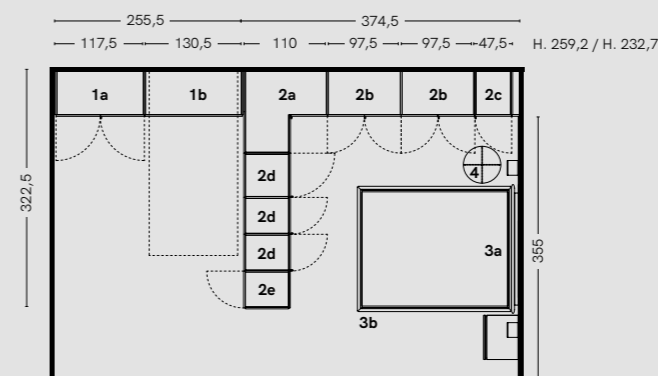
1a // Desk module W.117,5: octane Plana door, Bench lignum dark handle
1b // Tilting bed module W.130,5: for 120x200 bed base, octane, push-pull opening
2a // Corner module: octane Plana door, Bench lignum dark handle, with rear finishing doors
2b // Module with 2 drawers W.97,5: octane Plana door, Bench lignum dark handle, Plana+Grip deep drawers with octane profile
2c // Module W.47,5: octane Plana door, Bench lignum dark handle
2d // Custom made in height, with rear finishing doors: octane Plana door, Bench lignum dark handle
2e // W. 47,5 module with sloping ceiling: octane Plana door, push-pull opening, with rear finishing doors

BED

3a // Headboard panels: panel in lignum dark melamine with led, Mirò padded quilted headboard Fog fabric art.627, octane attachment accessories, Gap lignum dark bedside table, burnished metal spacer
3b // Bed frame: padded bed frame H.29 Fog fabric art.627

COMPLEMENTS

4 // Tac bedside table with slate top, burnished legs





**// Camera_Bedroom
Studio_Study**

armadio battente Alternata e moduli ponte con anta Gola, cabina Windy // Alternata hinged wardrobe and overhead modules with Gola door, Windy walk-in closet





modulo angolo e cabina Windy con
livellatori a soffitto per mansardati
// corner module and Windy walk-in closet
with adjustment for sloping ceilings

Contenimento interno ed esterno: i moduli del sistema armadio Alterna sono perfettamente integrabili con il sistema cabina armadio Windy.

Internal and external storage: the modules in the Alterna wardrobe system integrate perfectly with the Windy walk-in closet.



modulo angolo, cabina Windy con
palo a soffitto e letto Luk Big // corner
module, Windy walk-in closet with
ceiling pole and Luk Big bed



// Ingresso_Entrance
Lavanderia_Laundry
Cucina_Kitchen



anta Gola e modulo terminale libreria
 // Gola doors and end bookcase modules

Il sistema Alterna crea arredi anche nello spazio living, come la zona cucina con modulo terminale libreria. Nel dettaglio l'anta Gola presenta un lineare profilo maniglia a tutta altezza: disponibile sia nel colore anta che nell'elegante finitura brunito.

The Alterna system also creates decor for living areas such as kitchens, with end bookcase modules. The detail shows the Gola door with a linear, full-height handle: available in the same colour as the door or with an elegant burnished finish.





modulo elettrodomestici con
cestone portabiancheria estraibile
 // household appliance module
 with pull-out laundry basket

Il modulo elettrodomestici è progettato per contenere la lavatrice, l'asciugatrice e i prodotti per la pulizia della casa; è dotato di cerniere con apertura a 165° per avere più spazio d'accesso e può essere attrezzato con il cestone portabiancheria estraibile e sacco smontabile in stoffa ecrù.

The household appliance module is designed to contain a washing machine and dryer and cleaning products; it comes with a 165° hinge to provide comfortable access and can be provided with a pull-out laundry basket and removable ecrù fabric laundry bag.







// Libreria_Bookcase

cabina Windy // Windy walk-in closet

Il sistema cabina Windy è caratterizzato da pali a parete o a soffitto con luci a Led posizionate sul fianco del montante. L'ampia gamma di attrezzature, tra cui il piano scrittoio e le mensole in vetro, consente il suo posizionamento sia nella zona notte che nella zona giorno.

The Windy walk-in closet system features wall or ceiling fitted poles with LED lights on the side of the uprights. A wide range of fittings, which include a desk top and glass shelves, makes it ideal in a bedroom or living room.



SM2001

// Camera principale_Master bedroom
Studio_Study



ARMADIO BATTENTE ALTERNA

- 1a //** Modulo ponte L.147,5: anta Plana pomice, pannelli ponte pomice, piano scrittoio sp.5 cm arena e mensola
1b // Modulo L.57,5: anta Gola pomice
1c // Modulo ponte L.237,5: anta Plana pomice
1d // Modulo angolare: anta Gola pomice

CABINA WINDY

- 2 //** Sistema con palo a soffitto a misura: pali e reggimensole brunito, mensole arena

LETTO LUK BIG

- 3 //** Letto imbottito con giroletto H.19: tessuto Fog art.632, gambe Topper brunito

ALTERNA HINGED WARDROBE

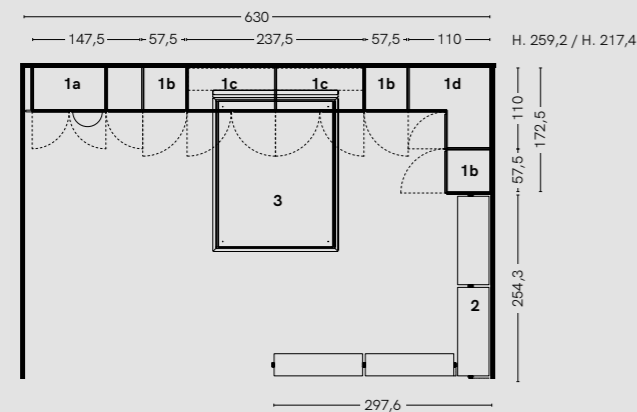
- 1a //** Overhead module W.147.5: pumice Plana door, pumice overhead panels, writing desk th.5 cm arena and shelf
1b // Module W.57.5: pumice Gola door
1c // Overhead module W.237.5: pumice Plana door
1d // Corner module: pumice Gola door

WINDY WALK-IN CLOSET

- 2 //** System with customized ceiling pole: burnished poles and shelf brackets, arena shelves

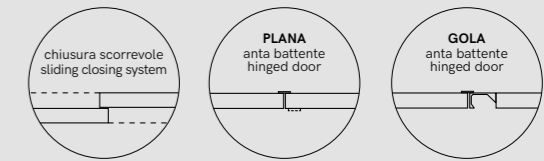
LUK BIG BED

- 3 //** Padded bed with bed frame H.19: Fog fabric art.632, burnished Topper legs



SM2002

// Ingresso_Entrance
Guardaroba_Cloakroom
Lavanderia_Laundry
Cucina_Kitchen



CHIUSURA SCORREVOLE

- 1 //** Binario e profili bianco, ante pomice, a misura

ARMADIO BATTENTE ALTERNA

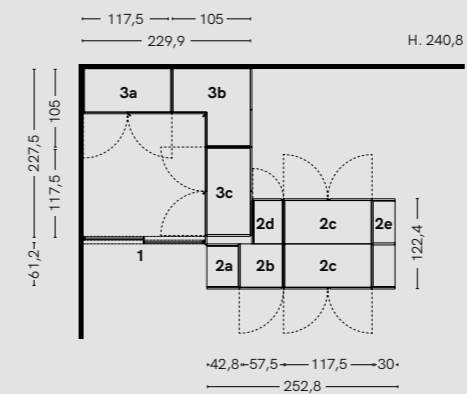
- 2a //** Modulo terminale libreria: pomice con appendiabiti estraibile
2b // Modulo L.57,5: anta Gola pomice
2c // Modulo L.117,5: anta Gola pomice
2d // Modulo L.39,3: su misura, anta Gola pomice
2e // Modulo terminale libreria doppia: pomice
3a // Modulo elettrodomestici L.117,5: anta Plana pomice, maniglia Inclina pomice
3b // Modulo angolare: anta Plana pomice, maniglia Inclina pomice
3c // Modulo L.117,5: anta Plana pomice, maniglia Inclina pomice

SLIDING CLOSING SYSTEM

- 1 //** White track and profiles, pumice doors, customized

ALTERNA HINGED WARDROBE

- 2a //** Bookcase end module: pomice with pull-out clothes hanging rail
2b // Module W.57.5: pumice Gola door
2c // Module W.117.5: pumice Gola door
2d // Module W.39.3: customized, pumice Gola door
2e // Double bookcase end module: pomice
3a // Electric appliance module W.117.5: pomice Plana door, pomice Inclina handle
3b // Corner module: pomice Plana door, pomice Inclina handle
3c // Module W.117.5: pomice Plana handle, pomice Inclina handle



SM2003

// Libreria_Bookcase

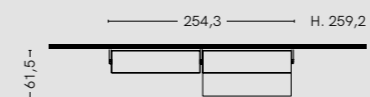


CABINA WINDY

Sistema con palo a parete: pali e reggimensole brunito, mensole Trai sp.3,5 cm con telaio in alluminio brunito e vetro trasparente, piano scrittoio sp.5 cm arena

WINDY WALK-IN CLOSET

System with wall pole: burnished poles and shelf brackets, Trai shelves th.3.5 cm with frame in burnished aluminium and transparent glass, writing desk th.5 cm arena





// Camera principale _ Master bedroom
Cabina armadio _ Dressing

cabina Flexy e chiusura scorrevole in vetro, letto Blunt, complementi Grip // Flexy walk-in closet and glass sliding closing system, Blunt bed, Grip complements







letto Blunt e complementi Grip
 // Blunt bed and Grip complements

Letto imbottito Blunt con rivestimento sfoderabile in tessuto e gambe in metallo brunito Raked che donano leggerezza alle linee della struttura. Completano la composizione i complementi Grip caratterizzati dal marcato segno del profilo maniglia e dal piano top in vetro.

Padded Blunt bed with removable fabric cover and Raked burnished metal legs that give an airy aspect to the structure. The composition is completed with Grip complements featuring a striking handle profile and a glass top.



// Stanza armadi_Dressing room

armadio battente Alterna ante City e ante City Glass
 // Alterna hinged wardrobe City and City Glass doors

Grande varietà di ante per il sistema armadi Alterna: in questa stanza armadi ante City e ante City Glass in vetro, che rivelano interni caratterizzati da ripiani dotati di luce a Led integrata.

The Alterna wardrobe system includes a wide variety of doors: in this room, wardrobes with City doors and City Glass doors that reveal interiors with shelves and integrated LED lighting.







In questi dettagli: ante City Glass in vetro trasparente fumé incorniciate da minimale telaio in alluminio finitura brunito con maniglia integrata, ante City nella materica finitura cocò.

These details: City Glass doors in transparent fumé glass, framed by minimal burnished aluminium frames with incorporated handle, and City doors with cocò textured finish.







// Camera singola _Single bedroom

cabina Flexy Easy con chiusura scorrevole,
letto Fold con complementi Lucky e Tic
// Flexy Easy walk-in closet with sliding closing
system, Fold bed with Lucky and Tic complements

Cabina armadio Flexy Easy completa di raster portacamicia da posizionare all'altezza desiderata.

Flexy Easy walk-in closet complete with shirt rack to place at any height required.







settimanale Lucky
 // Lucky seven-drawer chest

Settimanale Lucky con presa maniglia sul fianco dei cassetti. La base rialzata con piedini minimali in metallo brunito sezione 1x1,8 cm dona leggerezza alla struttura e rende perfetto l'abbinamento al tavolino Tic.

Lucky seven-drawer chest with grip handle on the sides of the drawers. The base stands on 1x1.8cm section minimal feet in burnished metal that give an airy touch to the structure and match perfectly with the Tic occasional table.



// Camera singola _Single bedroom

armadio battente Alterna con modulo TV, cabina Windy, letto Icon Big e complementi Lucky

// Alterna hinged wardrobe with TV module, Windy walk-in closet, Icon Big bed and Lucky complements

Il modulo porta TV è disponibile in varie soluzioni: con vano a giorno, con ante, con cassetti o con cassettoni. Nell'immagine, il modulo porta TV con cassettoni, cassetto e vano a giorno. Il pannello centrale è dotato di semplice apertura che consente di accedere ad un capiente vano con funzionali ripiani e fori passacavi che permettono ai cavi di correre nel retro del pannello.

There are several versions of the TV module: with open units, doors, drawers or deep drawers. The picture shows a TV module with deep drawers, a drawer and open unit. The central panel opens easily to access a capacious compartment fitted with shelves and cable glands that take wiring to the back of the panel.



cabina Windy // Windy walk-in closet

// Studio_Study
Camera degli ospiti_Guest bedroom

armadio battente Alterna con
anta Break, chiusura a soffietto e
modulo letto con rete a ribalta
// Alterna hinged wardrobe with Break
door, folding closing system and
bed module with fold-away base









modulo letto con rete a ribalta, scrittoio sospeso
e settimanale Set // bed module with fold-away base,
suspended desk and Set seven-drawer chest

Modulo letto dotato di rete a ribalta matrimoniale. La collezione di complementi Set è caratterizzata, tra piano top e cassetto, da taglio a 45°.

Bed module with fold-away base, double size. The Set collection of complements features a 45° cut between the top and drawer.



// Pranzo_Dining room

armadio battente Alterna con anta Grip e cabina Windy
// Alterna hinged wardrobe with Grip door and Windy walk-in closet





// Guardaroba_Cloakroom


cabina Windy // Windy walk-in closet



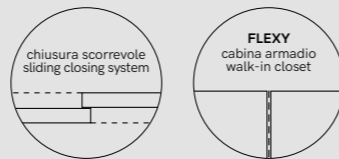
Windy con palo a parete
// Windy with wall pole

Windy con pali a parete, cassettiere con profilo maniglia Grip brunito e ripiani con appendiabiti brunito coordinato con i pali.

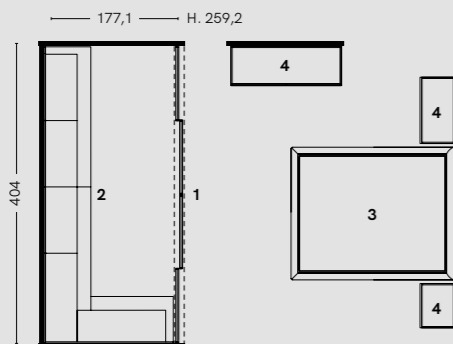
Windy with wall poles, drawer units with burnished Grip handle profile and shelves with burnished clothes hanging rail coordinated with the poles.



SM2007

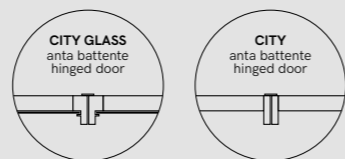
// Camera principale_Master bedroom
Cabina armadio_Dressing

- | | |
|---|---|
| <p>CHIUSURA SCORREVOLE</p> <p>1 // Binario e telaio brunito, ante vetro trasparente bronzato, a misura</p> <p>CABINA FLEXY</p> <p>2 // Sistema con pannello schienale: pannelli cretto cashmere, reggimensole e appendiabiti brunito, mensole sp.2,8 cm, panca, cassettiere sospese, portapantaloni e vassoio estraibile arena</p> <p>LETTO BLUNT</p> <p>3 // Letto imbottito: tessuto Fog art.632, gambe Raked brunite</p> <p>COMPLEMENTI GRIP</p> <p>4 // Comò L.150, comodini L.45 e L.90: struttura, cassetti e profilo arena, top vetro brunito lucido</p> | <p>SLIDING CLOSING SYSTEM</p> <p>1 // Burnished track and frame, doors in bronzed transparent glass, customized</p> <p>FLEXY WALK-IN CLOSET</p> <p>2 // System with back panel: cretto cashmere panels, burnished shelf brackets and clothes hanging rail, shelves th.2.8 cm, bench, suspended drawer units, trouser rack and pull-out trays arena</p> <p>BLUNT BED</p> <p>3 // Padded bed: Fog fabric art.632, burnished Raked legs</p> <p>GRIP COMPLEMENTS</p> <p>4 // Chest of drawers W.150, bedside tables W.45 and W.90: structure, drawers and profile arena, glossy burnished glass top</p> |
|---|---|

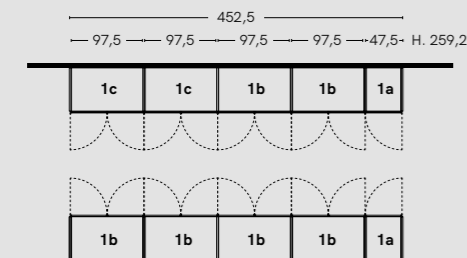


SM2008

// Stanza armadi_Dressing room

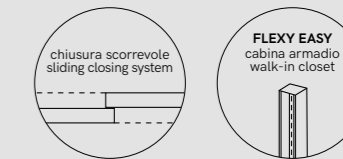


- | | |
|--|--|
| <p>ARMADI BATTENTI ALTERNA</p> <p>1a // Modulo L.47,5: ante City pannello cocò e profili brunito, fianco esterno arena</p> <p>1b // Modulo L.97,5: ante City pannello cocò e profili brunito</p> <p>1c // Modulo L.97,5: ante City Glass vetro trasparente fumé e telaio brunito, fianco esterno arena</p> | <p>ALTERNA HINGED WARDROBES</p> <p>1a // Modulo W.47.5: City doors cocò panel and burnished profiles, arena external side</p> <p>1b // Modulo W.97.5: City doors cocò panel and burnished profiles</p> <p>1c // Modulo W.97.5: City Glass doors in fumé transparent glass and burnished frame, arena external side</p> |
|--|--|

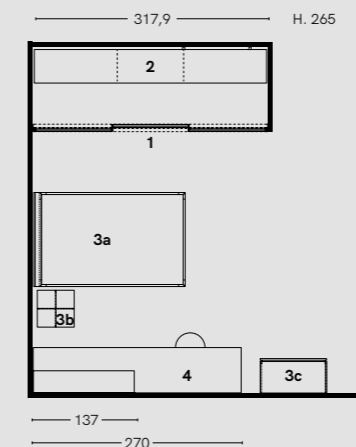


SM2010

// Camera singola_Single bedroom

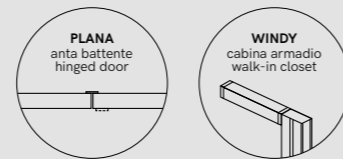


- | | |
|---|---|
| <p>CHIUSURA SCORREVOLE</p> <p>1 // Binario e profilo titanio spazzolato, ante ottanio, a misura</p> <p>CABINA FLEXY EASY</p> <p>2 // Sistema a cremagliera: montanti, reggimensole e appendiabiti brunito; mensole, panca, portacamicia e cassettiere sospese rovere visone</p> <p>LETTO FOLD</p> <p>3a // Letto L.128: giroletto con gamba 45° ottanio, testata ottanio con cuffia Klee tessuto Fog art.628</p> <p>COMPLEMENTI</p> <p>3b // Comodino Tic piano top ottanio, gambe brunito</p> <p>3c // Settimanale Lucky ottanio, gambe brunito</p> <p>4 // Scrivitoio sospeso sp.5 cm con cassettera di sostegno rovere visone, mensole rovere visone</p> | <p>SLIDING CLOSING SYSTEM</p> <p>1 // Track and profile in brushed titane, octane doors, customized</p> <p>FLEXY EASY WALK-IN CLOSET</p> <p>2 // Rack system: burnished uprights, shelf brackets and clothes hanging rail; shelves, bench, shirt tray and suspended drawer units in mink oak</p> <p>FOLD BED</p> <p>3a // Bed W.128: bed frame with leg 45° octane, octane headboard with Klee cover Fog fabric art.628</p> <p>COMPLEMENTS</p> <p>3b // Tic bedside table with octane top, burnished legs</p> <p>3c // Octane Lucky 7-drawer chest, burnished legs</p> <p>4 // Suspended desk th.5 cm with mink oak support drawer unit, mink oak shelves</p> |
|---|---|



SM2009

// Camera singola _Single bedroom



ARMADIO BATTENTE ALTERNA

- 1a //** Moduli L.97,5: anta Plana a larghezza differenziata olmo ash, apertura push-pull
1b // Modulo TV L.97,5: pannello orientabile, anta Plana, cassetto, cassettoni e vano a giorno olmo ash, apertura push-pull

LETTO ICON BIG

- 2a //** Letto imbottito: tessuto Fog art.626

COMPLEMENTI LUCKY

- 2b //** Comodino L.90: olmo ash, gambe metallo bianco

CABINA WINDY

- 3 //** Sistema con palo a parete: pali e reggimensole brunito, mensole sp.2,8 cm e piano scrittoio sp.5 cm olmo ash

ALTERNA HINGED WARDROBE

- 1a //** Modules W.97.5: Plana door with differentiated width ash elm, push-pull opening
1b // Module TV W.97.5: swivel panel, Plana door, drawer, deep drawers and open compartment in ash elm, push-pull opening

ICON BIG BED

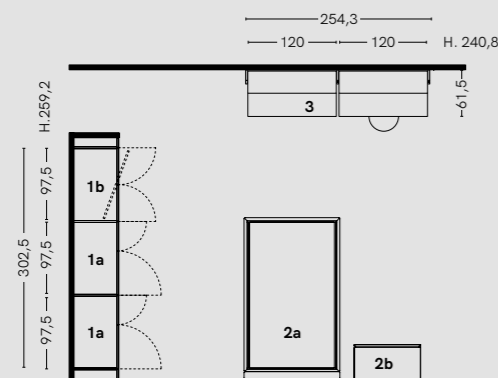
- 2a //** Padded bed: Fog fabric art.626

LUCKY COMPLEMENTS

- 2b //** Bedside table W.90: ash elm, white metal legs

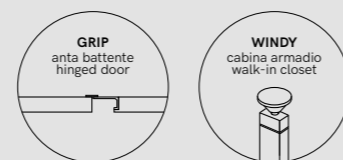
WINDY WALK-IN CLOSET

- 3 //** System with wall pole: burnished poles and shelf brackets, shelves th.2.8 cm and desk top th.5 cm ash elm



SM2012

// Pranzo _Dining room



ARMADIO BATTENTE ALTERNA

- 1a //** Modulo L.97,5: anta Grip e profilo pomice
1b // Modulo anta ripostiglio: anta Grip e profilo pomice

CABINA WINDY

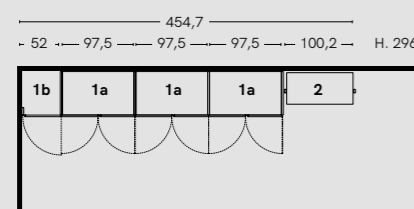
- 2 //** Sistema con palo a soffitto a misura: pali e reggimensole brunito, mensole pomice

ALTERNA HINGED WARDROBE

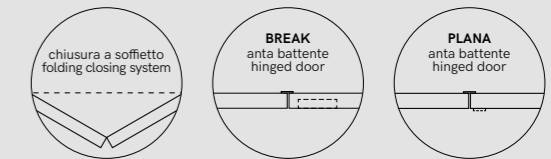
- 1a //** Module W.97.5: Grip door and pumice profile
1b // Module with closet door: Grip door and pumice profile

WINDY WALK-IN CLOSET

- 2 //** System with customized ceiling pole: burnished poles and shelf brackets, pumice shelves



SM2011

// Studio_Study
Camera degli ospiti _Guest bedroom

CHIUSURA A SOFFIETTO

- 1 //** Anta Break bianco talco e maniglia bianco, a misura

ARMADIO BATTENTE ALTERNA

- 2a //** Modulo L.117,5: anta Break bianco talco, maniglie bianco
2b // Modulo letto a ribalta L.170,5: per rete 160x200, bianco talco, apertura push-pull
2c // Modulo L.57,5: anta Plana bianco talco, apertura push-pull

- 3a //** Scrivitoio sospeso H.46 L.150 rovere visone
3b // Mensole rovere visone
3c // Settimanale Set L.64 rovere visone

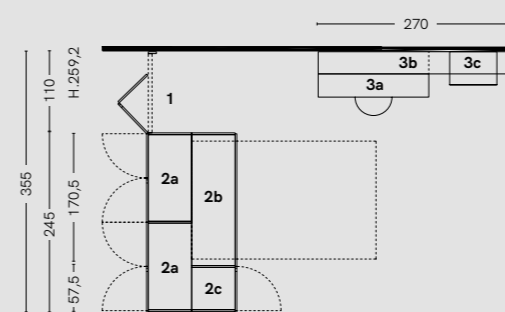
FOLDING CLOSING SYSTEM

- 1 //** Talc white Break door and white handle, customized

ALTERNA HINGED WARDROBE

- 2a //** Module W.117.5: Talc white Break door, white handles
2b // Fold-away bed module W.170.5: talc white, for 160x200 bed base, with push-pull opening
2c // Module W.57.5: talc white Break door, push-pull opening

- 3a //** Suspended desk H.46 W.150 mink oak
3b // Mink oak shelves
3c // Set 7-drawer chest W.64 mink oak



SM2013

// Guardaroba _Cloakroom

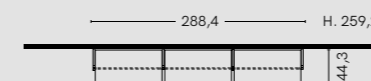



CABINA WINDY

- Sistema con palo a parete: pali, reggimensole e appendiabiti brunito, mensole sp.2,8 cm pomice

WINDY WALK-IN CLOSET

- System with wall pole: burnished poles, burnished shelf brackets and clothes hanging rail, pumice shelves th.2.8 cm





// Progetto B.2



// Camera principale_Master bedroom

letto Slim, complementi Set, armadio scorrevole Alterna con ante di finitura posteriori // Slim bed, Set complements, Alterna sliding wardrobe with rear finishing doors







**// Cabina armadio
Dressing**

cabina Free // Free walk-in closet



armadio scorrevole Alternata
ante centrali Double Glass
e ante laterali Mixer
// Alternata sliding wardrobe
with Double Glass central
doors and Mixer side doors





armadio Alterna scorrevole
ante centrali Mondrian
e ante laterali Compass
// Alterna sliding wardrobe
with Mondrian central doors
and Compass side doors

// Palestra_Gym

armadio battente Alterna con ante Glass Vetro e modulo di passaggio,
libreria Image di Euromobil // Alterna hinged wardrobe with Glass Vetro
doors and walk-through module, Image bookcase by Euromobil





modulo passaggio // walk-through module



// Camera singola_Single bedroom

armadio battente Alterna con anta Plana e maniglia Virgola, modulo ponte, modulo libreria di collegamento e letto Soft // Alterna hinged wardrobe with Plana door and Virgola handle, Overhead module, linking bookcase module and Soft bed




modulo spogliatoio // closet module

Modulo spogliatoio, uno spazio raccolto attrezzato con tutti gli elementi di cui il sistema armadi Alterna dispone: cassettiere, ripiani, appendiabiti, luci a Led.

Closet module, a compact space fitted with all the elements included in the Alterna wardrobe system: drawer units, shelves, clothes hanging rail and LED lighting.





// Ingresso_Entrance
Guardaroba_Cloakroom

armadio battente Alterna con ante stagionali, libreria Image di Euromobil
// Alterna hinged wardrobe with seasonal doors, Image bookcase by Euromobil



armadio battente Alterna
modulo terminale con appendino
 // Alterna hinged wardrobe end
module with clothes hanging rail

L'armadio battente Alterna con ante stagionali consente una decisa organizzazione del guardaroba grazie alla precisa suddivisione degli spazi. Modulo terminale con appendino porta giacche.

Alterna hinged wardrobe with season compartment doors helps to organise your wardrobe by subdividing space accurately. End module with jacket rack.





// Pranzo_Dining room


armadio complanare Alterna // Alterna coplanar wardrobe



armadio complanare Alterna
con ante Break // Alterna coplanar
wardrobe with Break doors

L'armadio complanare Alterna presenta ante con pannello nobilitato in agglomerato di legno sp.2,2 cm.

The Alterna coplanar wardrobe comes with a 2.2cm thick melamine faced wood particle panel door.



// Lavanderia_Laundry

armadio battente Alterna con anta Plana e maniglia Virgola, modulo libreria di collegamento, modulo di servizio e modulo elettrodomestici, cabina Free con ripiani inclinati portascarpe
 // Alterna hinged wardrobe with Plana door and Virgola handle, linking bookcase module, service and household appliance modules, and Free walk-in closet with inclined shoe shelves





modulo di servizio e
modulo elettrodomestici
 // service and household
appliance modules

Moduli pensati per ospitare gli elettrodomestici e gli accessori, come l'asse da stiro a ribalta, completamente nascosti alla vista.

Modules designed to accommodate household appliances and accessories, such as a concealed ironing board.

SM2014

// Camera principale
Master bedroom
Cabina armadio_Dressing



CABINA FREE

- 1a //** Modulo L.97,5: fianchi e ripiani sesamo
1b // Modulo L.87,5: fianchi, cassettiere e ripiani sesamo, appendiabiti brunito
1c // Modulo terminale con appendino: appendiabiti brunito, base appendiabiti ardesia

ARMADIO SCORREVOLE ALTERNA

- 2 //** Composizione 4 ante: ante scorrevoli centrali Double Glass profili brunito pannelli cretto cashmere e vetro cashmere opaco; ante scorrevoli esterne Mixer profili brunito pannelli cretto cashmere; ante di finitura posteriori cretto cashmere; fianchi a finire cashmere

ARMADIO SCORREVOLE ALTERNA

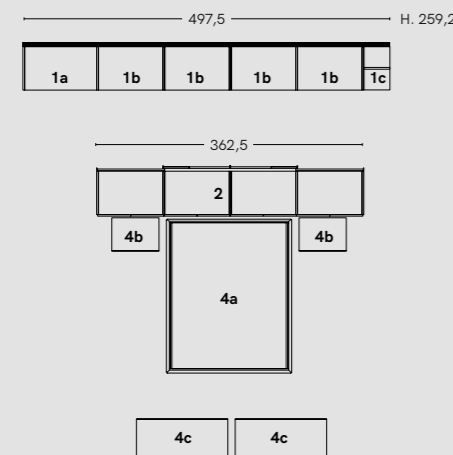
- 3 //** Composizione 4 ante: ante scorrevoli centrali Mondrian profili brunito, pannelli cashmere; ante scorrevoli esterne Compass profili brunito, pannelli cashmere; fianchi a finire cashmere

LETTO SLIM

- 4a //** Letto imbottito: tessuto Fog art.638

COMPLEMENTI SET

- 4b //** Comodini L.64: struttura, cassetti e top cashmere
4c // Comò L.124: struttura, cassetti e top cashmere



FREE WALK-IN CLOSET

- 1a //** Module W.97.5: sesame sides and shelves
1b // Module W.87.5: sides, sesame drawer units and shelves, burnished clothes hanging rail
1c // End module with clothes hanging rail: burnished clothes hanging rail, slate clothes hanging rail base

ALTERNA SLIDING WARDROBE

- 2 //** Four-door composition: central Double Glass sliding doors with burnished profiles, cashmere crackled finish panels and matt cashmere glass; Mixer external sliding doors with burnished profiles and cashmere crackled finish panels; cashmere crackled finish rear finishing doors; cashmere finishing sides

ALTERNA SLIDING WARDROBE

- 3 //** Four-door composition: Mondrian central sliding doors with burnished profiles and cashmere panels; Compass external sliding doors with burnished profiles, cashmere panels; cashmere finishing side panels

SLIM BED

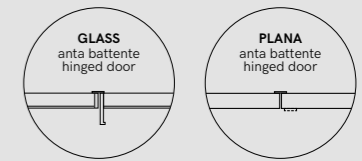
- 4a //** Padded bed: Fog fabric art.638

SET COMPLEMENTS

- 4b //** Bedside table W.64: cashmere structure, drawers and top
4c // Chest of drawers W.124: cashmere structure, drawers and top

SM2016

// Palestra_Gym



ARMADIO BATTENTE ALTERNA

- 1a //** Modulo L.117,5: anta Glass Vetro specchio argentato, maniglie e profili brunito, fianchi a finire e ante di finitura posteriori ardesia
1b // Modulo L.117,5: anta Plana ardesia, apertura push-pull, fianchi a finire e ante di finitura posteriori ardesia
1c // Modulo passaggio L.97,5: anta Plana ardesia, apertura push-pull, ante di finitura posteriori ardesia

LIBRERIA IMAGE

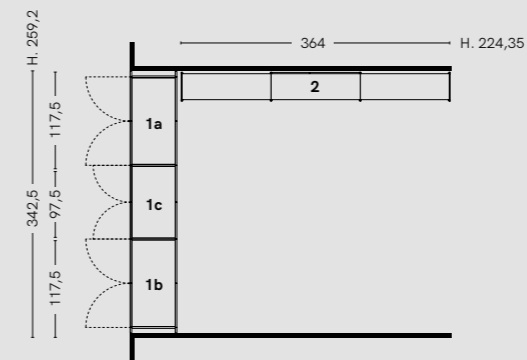
- 2 //** Sistema a giorno: struttura verniciato bianco gofrato, ripiani metallo verniciato bianco gofrato sp.1,5 mm

ALTERNA HINGED WARDROBE

- 1a //** Module W.117.5: silver mirror Glass Vetro door, burnished handles and profiles, slate finishing sides and rear finishing doors
1b // Module W.117.5: slate Plana door, push-pull opening, slate finishing sides and rear finishing doors
1c // Walk-through module W.97.5: slate Plana door, push-pull opening, slate rear finishing doors

IMAGE BOOKCASE

- 2 //** Open systems: embossed white painted structure, embossed white painted metal shelves th.1.5 mm



SM2018

// Ingresso_Entrance
Guardaroba_Cloakroom

LIBRERIA IMAGE

- 1 //** Sistema a giorno: struttura verniciato nero gofrato, ripiani metallo verniciato nero gofrato sp.1,5 mm

ARMADIO BATTENTE ALTERNA

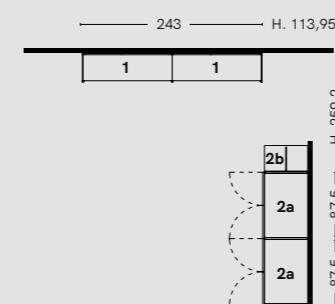
- 2a //** Modulo ante stagionali L.87,5: anta Plana ardesia, apertura push-pull
2b // Modulo terminale con appendino: appendiabiti brunito, base appendiabiti ardesia

IMAGE BOOKCASE

- 1 //** Open system: embossed black painted structure, embossed black painted metal shelves th.1.5 mm

ALTERNA HINGED WARDROBE

- 2a //** Module with seasonal doors W.87.5: slate Plana door, push-pull opening
2b // End module with clothes hanging rail: burnished clothes hanging rail, slate clothes hanging rail base



SM2015

// Camera singola _Single bedroom

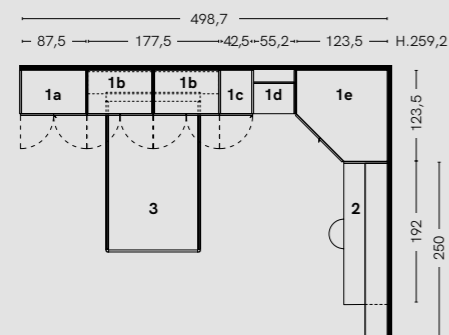


ARMADIO BATTENTE ALTERNA

- 1a //** Modulo L.87,5: anta Plana e fianchi arena, maniglia Virgola arena
- 1b //** Modulo ponte L.177,5: anta Plana arena, pannello sottoponte e mensola olmo cortex
- 1c //** Modulo L.42,5: anta Plana e fianchi arena, maniglia Virgola arena
- 1d //** Modulo libreria di collegamento: arena, ripiani olmo cortex
- 1e //** Modulo angolo spogliatoio: anta Plana, maniglia Virgola arena
- 2 //** Scrivania sp.5 cm a misura L.192 con mensole sp.5 cm olmo cortex

LETTO SOFT

- 3 //** Letto L.128: giroletto H.19 cm Ring 45° arena con rete alzante, testata imbottita tessuto Smack 01



ALTERNA HINGED WARDROBE

- 1a //** Module W.87.5: arena Plana door and sides, arena Virgola handle
- 1b //** Overhead module W.177,5: arena Plana door, cortex elm overhead panel and shelf
- 1c //** Module W.42.5: arena Plana door and sides, arena Virgola handle
- 1d //** Linking bookcase module: arena, cortex elm shelves
- 1e //** Changing corner module: Plana door, arena Virgola handle
- 2 //** Customized desk th.5 cm W.192 with shelves th.5 cm cortex elm

SOFT BED

- 3 //** Bed W.128: bed frame H.19 cm Ring 45° arena with lift-up base and padded headboard in Smack 01 fabric

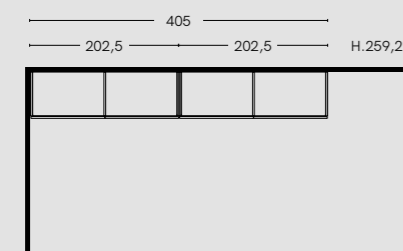


SM2019

// Pranzo _Dining room

ARMADIO COMPLANARE ALTERNA

Composizione 4 ante: fianchi a finire ardesia; ante complanari Break ardesia

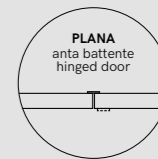


ALTERNA COPLANAR WARDROBE

Composition with 4 doors: slate finishing sides; slate Plana coplanar doors

SM2017

// Lavanderia _Laundry



CABINA FREE

- 1 //** Modulo L.97,5: fianchi e ripiani inclinati porta scarpe sesamo

ARMADIO BATTENTE ALTERNA

- 2a //** Modulo a due cassettoni L.117,5: anta Plana bianco talco, maniglia Virgola bianco talco
- 2b //** Modulo angolo: anta Plana bianco talco, maniglia Virgola bianco talco
- 2c //** Modulo libreria di collegamento L.57,2: bianco talco

ARMADIO BATTENTE ALTERNA

- 3a //** Modulo elettrodomestici L.117,5 con asse da stiro: anta Plana bianco talco, maniglie Virgola bianco talco
- 3b //** Modulo di servizio L.57,5: anta Plana bianco talco, maniglie Virgola bianco talco

FREE WALK-IN CLOSET

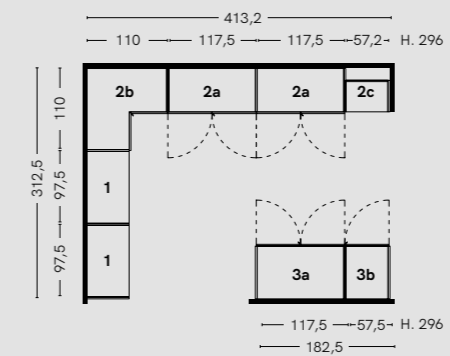
- 1 //** Module W. 97.5: sesame side panels and inclined shoe rack


ALTERNA HINGED WARDROBE

- 2a //** Module with two deep drawers W.117,5: talc white Plana door, talc white Virgola handle
- 2b //** Corner module: talc white Plana door, talc white Virgola handle
- 2c //** Linking bookcase module W. 57.2: talc white

ALTERNA HINGED WARDROBE

- 3a //** Module for electric appliances W.117,5 with ironing board: talc white Plana door, talc white Virgola handles
- 3b //** Service module W.57.5: talc white Plana door, talc white Virgola handles





SM008		
Flexy_cabina armadio // walk-in-closet		
Trend_isola comò // free-standing chest of drawers	162	
SM003		
Free_cabina armadio // walk-in-closet		
Alterna_armadio battente // hinged wardrobe	174	
SM009		
Alterna_armadio battente // hinged wardrobe	180	
SM006		
Alterna_armadio battente // hinged wardrobe	184	
SM007		
Alterna_armadio battente // hinged wardrobe	190	
SM010		
Windy_cabina armadio // walk-in-closet	196	
SM005		
Alterna_armadio scorrevole // sliding wardrobe	200	
SM013		
Flexy Easy_cabina armadio // walk-in-closet	204	

// Zalf Family Live

Family Live sono le persone che ci hanno scelto, sono gli arredi progettati per le loro case.

Un viaggio nella vita di tutti i giorni alla scoperta di come le famiglie, le donne, gli uomini e le coppie di oggi abitano la casa contemporanea. Una piccola guida, un manifesto del made in Italy Zalf nel mondo. // Family Live encapsulates the lives of those who choose our products, representing decor specially designed for their homes. A journey through daily lives to discover how nowadays families, women, men and couples live their homes. This is a short guide for worldwide promotion of Zalf products made in Italy.



// SM008



cabina Flexy e chiusura scorrevole
 // Flexy walk-in closet and sliding closing system

Cabina armadio Flexy cocò e pannello specchio. Accessori olmo cortex. Chiusura scorrevole vetro trasparente bronzato e telaio nero spazzolato. // Flexy cocò walk-in closet and mirror panel. Cortex elm accessories. Bronzed transparent glass sliding closing system and brushed black frame.









isola comò Trend // Trend free-standing chest of drawers

Isola comò Trend olmo cortex e top cocò, completo di sei cassetti. // Trend free-standing olmo cortex chest of drawers with cocò top, complete with six drawers.





// SM003



cabina Free e armadio Alterna
 // Free walk-in closet and Alterna wardrobe

Monoblocco armadio Alterna con modulo angolo esterno, modulo passaggio, chiusura a soffietto bianco talco. All'interno cabina armadio Free sesamo con ante di finitura posteriore bianco talco. // Alterna monobloc wardrobe with talc white outer corner module, passage module, folding doors. Inside, sesame Free walk-in closet with talc white rear finishing doors.








// SM009



armadio battente Alterna // Alterna hinged wardrobe

Armadio battente Alterna anta Ciak, anta Gola e anta ripostiglio rovere visone, modulo porta TV con ante rovere visone. // Alterna hinged wardrobe with Ciak door, Gola door and closet door in mink oak, TV-module with mink oak doors.





// SM006





armadio battente Alterna // Alterna hinged wardrobe

Armadio battente Alterna anta City Glass vetro fumé e telaio brunito, fianco esterno ardesia, portacamicia e cassettiere sesamo. // Alterna hinged wardrobe with fumé glass City Glass door and burnished frame, slate external side, sesame shirt tray and drawer units.





// SM007



armadio battente Alterna e chiusura battente
 // Alterna hinged wardrobe and hinged closing system

Armadio battente Alterna anta Plana cashmere e maniglia Virgola con modulo di servizio, modulo elettrodomestici, anta ripostiglio e passaggio con chiusura battente.
 // Alterna hinged wardrobe with cashmere Plana door and Virgola handle with service module, electric appliance module, hinged door for storage room and passage.







// SM010



cabina Windy con palo a soffitto
 // Windy walk-in closet with ceiling

Cabina armadio Windy con pali a soffitto bruniti, mensole pomice e vassoi estraibili Trai con frontalino in vetro. // Windy walk-in closet with burnished ceiling poles, pumice shelves and Trai pull-out trays with glass front.



// SM005



armadio scorrevole Alterna // Alterna sliding wardrobe

Armadio scorrevole Alterna ante Mondrian bianco talco con cornice perimetrale Compass bianco e moduli terminali con appendino. // Alterna sliding wardrobe with talc white Mondrian doors with white Compass perimetric frame and end modules with clothes hanging rail.





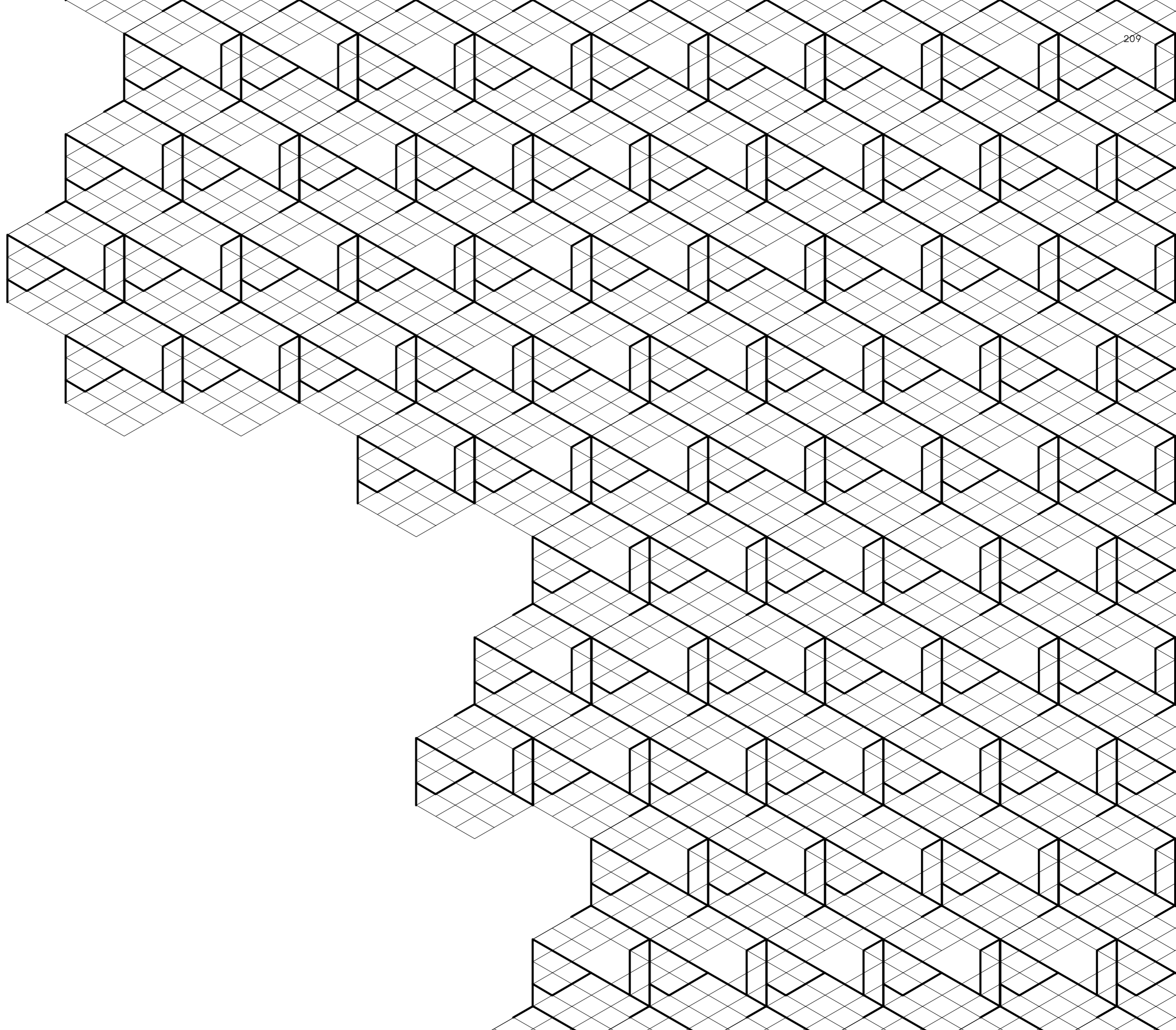
// SM013



cabina Flexy Easy // Flexy Easy walk-in closet

Cabina armadio Flexy Easy con montanti e reggimensole brunito, mensole, cassettiere e portacamicia arena. // Flexy Easy walk-in closet with burnished uprights and shelf brackets, shelves, arena drawer units and shirt tray.





// Accessori e attrezzature
Accessories and fittings

// Alterna

Ripiani // Shelves

ripiano in vetro trasparente
// transparent glass shelf



ripiano terminale sagomato
// shaped end shelf



ripiano Trai 45 in vetro con appendiabiti
// Trai 45 glass shelf with clothes hanging rail



ripiano estraibile
// pull-out shelf



ripiano estraibile
con appendiabiti Simple
// pull-out shelf with
Simple clothes hanging rail



ripiano portascarpe inclinato
// inclined shoe shelf



ripiano portascarpe estraibile
// pull-out shoe shelf



// Alterna

Vassoi estraibili e Portapantaloni estraibili
 // Pull-out trays and pull-out trouser rack

vassoio Square H.10 cm
 // Square tray H.10 cm



portapantaloni Square H.5 cm
 // Square trouser rack H.5 cm



vassoio Trai 45
 frontalino in vetro H.7 cm
 // Trai 45 tray
 glass front H.7 cm



portapantaloni Trai 45
 frontalino in vetro H.7 cm
 // Trai 45 trouser rack
 glass front H.7 cm



vassoio Trai 45
 frontalino in nobilitato H.7 cm
 // Trai 45 tray
 melamine front H.7 cm



portapantaloni Trai 45
 frontalino in nobilitato H.7 cm
 // Trai 45 trouser rack
 melamine front H.7 cm



// Alterna

Cassettiere: maniglia integrata nel frontale o maniglia metallo brunito
 // Drawer units: handle integrated in the front or burnished metal handle

cassettiera 1 cassetto H.20,3 cm
 // drawer unit 1 drawer H.20.3 cm



cassettiera 2 cassettoni
 + 1 cassetto H.73,6 cm
 // drawer unit 2 deep drawers
 + 1 drawer H.73.6 cm



cassettiera
 2 cassettoni H.55,2 cm
 // drawer unit 2 deep
 drawers H.55.2 cm



cassettiera 2 cassetti H.36,8 cm
 // drawer unit 2 drawers H.36.8 cm



cassettiera 2 cassettoni
 + 1 cassetto H.73,6 cm
 // drawer unit 2 deep drawers
 + 1 drawer H.73.6 cm



cassettiera 2 cassettoni
 + 2 cassetti H.92 cm
 // drawer unit 2 deep drawers
 + 2 drawers H.92 cm



// Alterna

Portacamicia // Shirt rack

portacamicia a sei vani
// shirt rack with six compartments



Appendiabiti // Clothes hanging rail

asta appendiabiti Vip
// Vip clothes hanging rail



asta appendiabiti Simple
// Simple clothes hanging rail



appendiabiti estraibile
// pull-out clothes hanging rail



servetto estraibile
// pull-out hanging rail



appendigrucce
// clothes rod



portacinture estraibile
// pull-out belt rack



portapantaloni pieghevole
// folding trouser rack



portacravatte estraibile
// pull-out tie rack



// Alterna

Componenti // Components

ripiano per blocchetto push-pull
// shelf for push-pull



specchio orientabile
// swinging mirror



scrivania interna
// internal desk



cesto portabiancheria estraibile
// pull-out laundry basket



asse da stiro a ribalta
// fold-away ironing board



// Alterna

Illuminazione // Lighting

lampada esterna U led
// external U LED lamp



luce per barra sotto ponte
// light for bar under overhead units



illuminazione ad incasso su ripiano in melaminico
// recessed lighting on melamine shelf



luci led incassate su fianco
// recessed LED lights on side panel



// Flexy_Flexy Easy

portacamicia
// shirt tray




mensole e reggimensole
con appenderia
// shelves and brackets
with hooks



mensola con fianchi
// shelf with sides



mensola Trai 45 con illuminazione
// Trai 45 shelf with lighting



portapantaloni Trai 45 frontalino vetro H.7 cm
// Trai 45 trouser rack glass front H.7 cm



mensola portascarpe
// shoe shelf



vassoio estraibile Trai 45 frontalino in nobilitato
// Trai 45 pull-out tray melamine front



// Flexy_Flexy Easy

cassettiera 2 cassetti
con apertura push-pull
// Drawer unit with 2 drawers
with push-pull opening



appenderia Vip
// Vip clothes hanging rail



cassettiera H.38,4 cm
// drawer unit H.38.4 cm



// Windy

cassettiera
// drawer unit



appenderia Vip
// Vip clothes hanging rail



vassoi estraibili Trai H.39,6 cm
// Trai pull-out trays H.39.6 cm

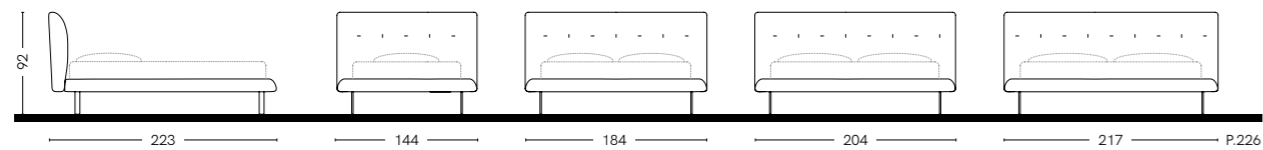


// Decor_Blunt


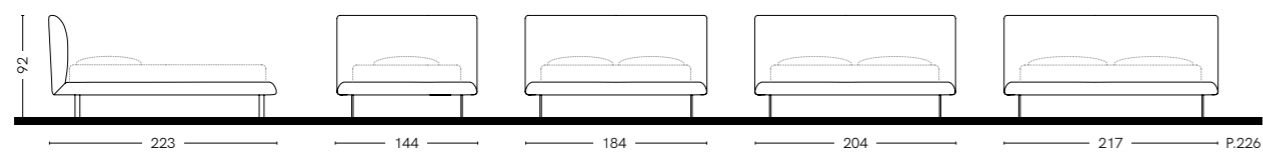
Decor: testata con decoro, giroletto H.12 cm, gambe in metallo Raked, Topper o Ruler. Blunt: testata e giroletto H.12 cm con unione a 45°, gambe in metallo Raked, Topper o Ruler
// Decor: headboard with decoration, bed frame H.12 cm, Raked, Topper or Ruler metal legs. Blunt: headboard and bed frame H.12 cm with 45° joint, Raked, Topper or Ruler metal legs

Nell'immagine letto imbottito Decor, tessuto Creta C53, gamba Ruler in metallo brunito, comodino Lucky L.60 cm rovere visone. // The image shows a Decor padded bed, Creta C53 fabric, burnished metal Ruler leg, Lucky bedside table W.60 cm mink oak.

Decor



Blunt



Blunt

Nell'immagine letto imbottito Blunt con unione a 45°, tessuto Creta C53, gamba Ruler in metallo brunito, comodino Frame L.90 cm e comodino Lucky L.60 cm rovere visone.

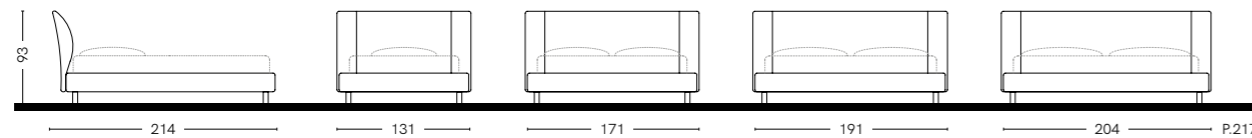
// The image shows a Blunt padded bed with 45° joint, Creta C53 fabric, burnished metal Ruler leg, Frame bedside table W.90 cm and Lucky bedside table W.60 cm mink oak.



// Spoon

testata imbottita dalla forma sinuosa e giroletto imbottito H.19 cm, gambe in metallo Topper, Raked o Ruler // sinuous padded headboard and 19cm high padded bed frame with Topper, Raked or Ruler metal legs

Nell'immagine letto imbottito Spoon L.120 cm, tessuto Creta C85, gamba Topper in metallo brunito, tavolino Tac ardesia e settimanale Set L.45 cm ardesia. // The image shows a Spoon padded bed W.120 cm, Creta C85 fabric, burnished metal Topper leg, slate Tac table and Set 7-drawer chest W.45 cm slate.



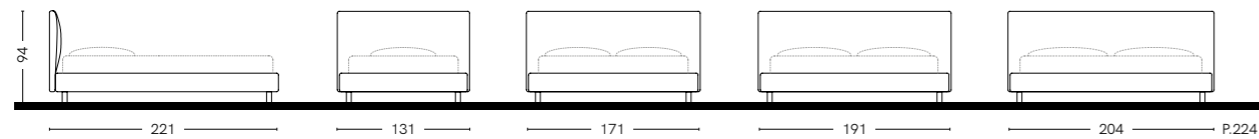
Spoon

// Luk Small_Luk Big

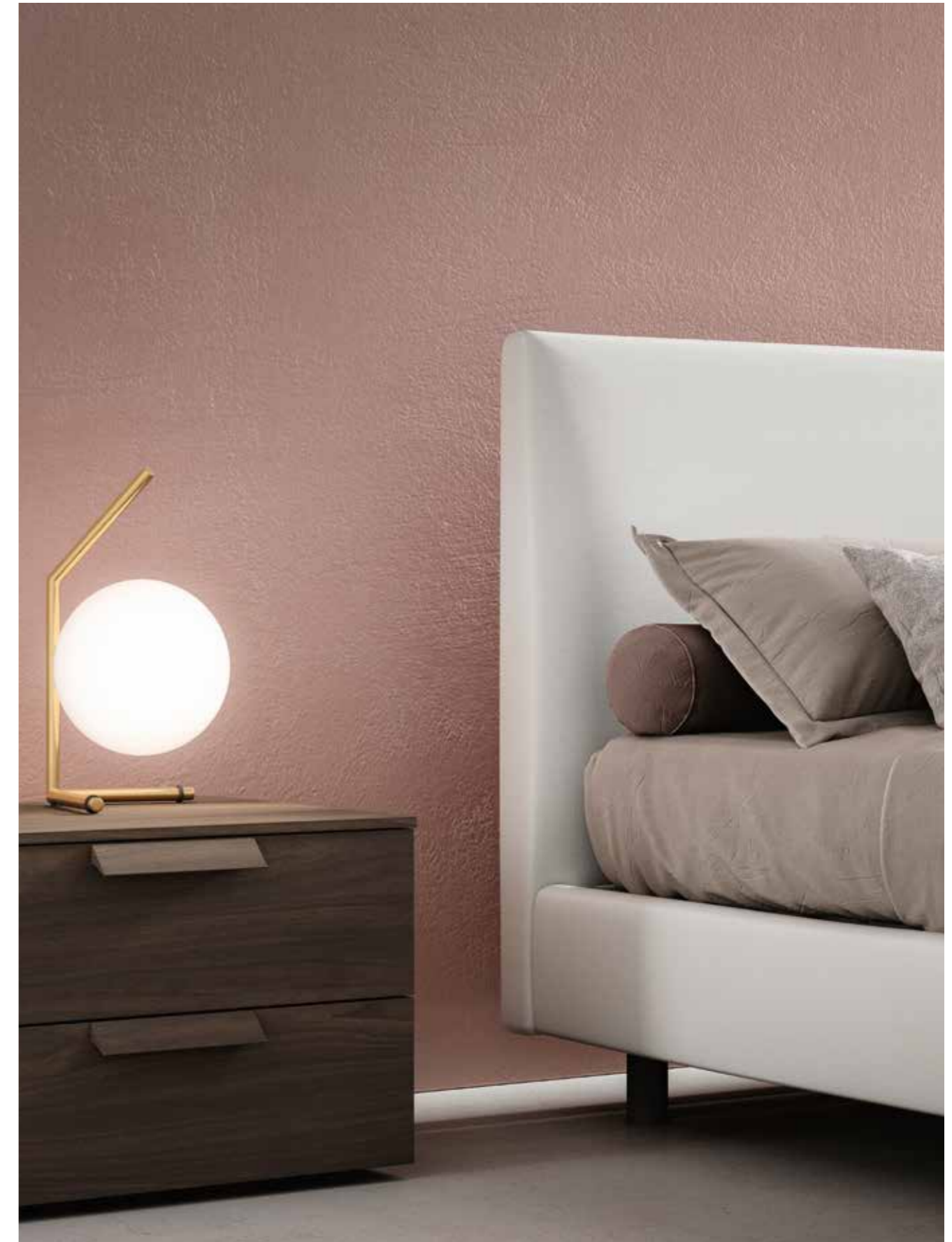
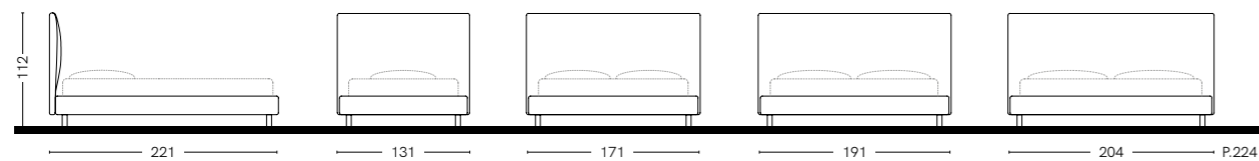
testata imbottita in due altezze, giroletto imbottito H.19 cm e gambe in metallo Topper, Raked o Ruler // padded headboard available in a choice of two heights, padded bed frame H.19 cm and Topper, Raked or Ruler metal legs

Nell'immagine letto imbottito Luk Small, tessuto Fog art.626, gamba Topper in metallo brunito, comodini Raster L.60 cm lignum dark.
 // The image shows a Luk Small padded bed, Fog fabric art.626, burnished metal Topper leg, Raster bedside tables W.60 cm lignum dark.

Luk Small



Luk Big





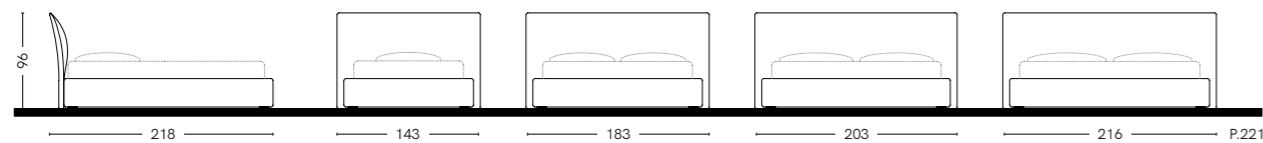
Luk Small



// Slim

testata imbottita dalla leggera curvatura,
giroletto imbottito H.29 cm // lightly curved padded
headboard, H. 29 cm padded bed frame

Nell'immagine letto imbottito Slim, tessuto Fog art.633, comodini Trend L.77,4 cm olmo sand. // The image shows a Slim padded bed, Fog fabric art.633, Trend bedside tables W.77.4 cm sand elm.



Slim

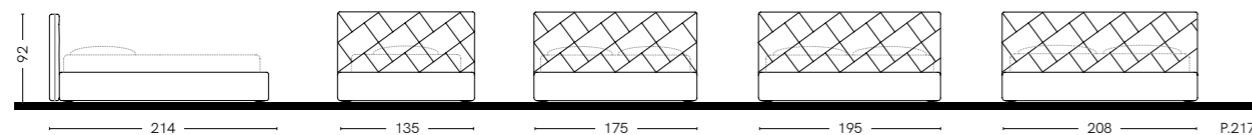


// Icon Small_Icon Big

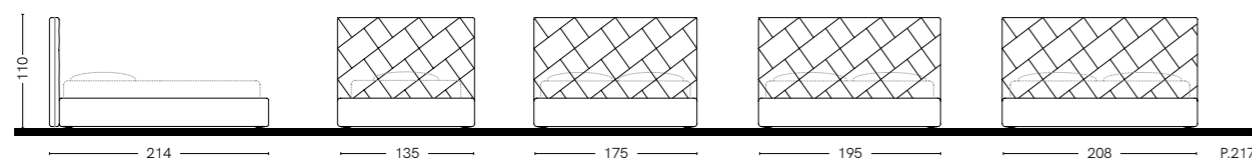
testata imbottita caratterizzata da un particolare disegno, disponibile in due altezze, giroletto imbottito H.29 cm // padded headboard featuring a special pattern, available in a choice of two heights, H.29 cm padded bed frame

Nell'immagine letto imbottito Icon Small, tessuto Creta C74, tavolino Tac selce, comodino Grip L.45 cm e comò Grip L.150 cm rovere visone con top vetro selce.
// The image shows a Icon Small padded bed, Creta C74 fabric, flint Tac table, Grip bedside table W.45 cm and Grip chest of drawers W.150 cm mink oak with flint glass top.

Icon Small



Icon Big



Icon Small

// Bent

testata curva sp.2,2 cm pannello sagomato in nobilitato, combinabile con tutti i giroletti, copertura per testata in tessuto trapuntato opzionale // curved headboard made of 2.2cm thick shaped, melamine faced panel, combines with any of the bed frames; headboard upholstered in optional quilted fabric

Pagina seguente, letto Bent testata ottanio con cuffia Klee tessuto Creta C3F, giroletto H.19 cm ring a 90° con zoccolo ottanio, comodino e settimanale Lucky L.60 cm arena. // Next page, Bent bed with octane headboard and Klee Creta C3F fabric sleeve, H.19 cm 90° ring with bed frame and octane plinth, bedside table and W.60 cm Lucky arena seven-drawer chest.

Cuffia_Cover

Liscia_Plain



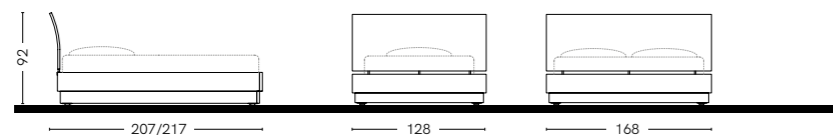

Pollock



Klee



Mirò



Bent



// Fold

testata inclinata sp.2,2 cm con angoli raggiati
con due pannelli sagomati in nobilitato, combinabili
con tutti i giroletti, copertura per testata in tessuto
trapuntato opzionale // inclined headboard th.2.2 cm
with radial corners comprising two melamine faced
shaped panels, combines with any of the bed frames;
headboard upholstered in optional quilted fabric


Nell'immagine letto Fold testata arena con cuffia Mirò tessuto Smack S12, giroletto H.9 cm con gambe a 45°, comodino Speed L.90 cm e comò Speed L.120 cm ottanio. // The image shows a Fold bed with arena headboard and Mirò sleeve in Smack S12 fabric, bed frame H.9 cm with 45° legs, Speed bedside table W.90 cm and W.120 cm octane chest of drawers.

Cuffia_Cover

Liscia_Plain



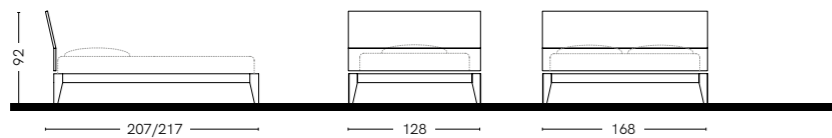

Pollock



Klee



Mirò






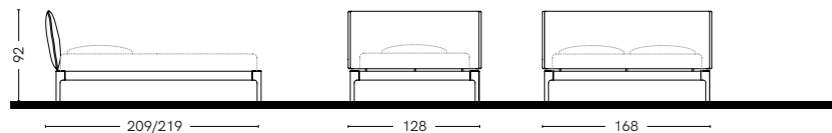
Fold



// Soft

testata imbottita sp.7 cm rivestita in tessuto o ecopelle sfoderabile, combinabile con tutti i giroletti
 // padded headboard th.7 cm with fabric or ecoleather removable cover, combines with any of the bed frames

Nell'immagine letto Soft con testata imbottita tessuto Smack S07, giroletto H.9 cm e gambe R30 ardesia, tavolino Tac ardesia, settimanale Gap L.60 cm ardesia. // The image shows a Soft bed with padded headboard Smack S07 fabric, bed frame H.9 cm and slate R30 legs, slate Tac table, slate Gap 7-drawer chest W.60 cm.



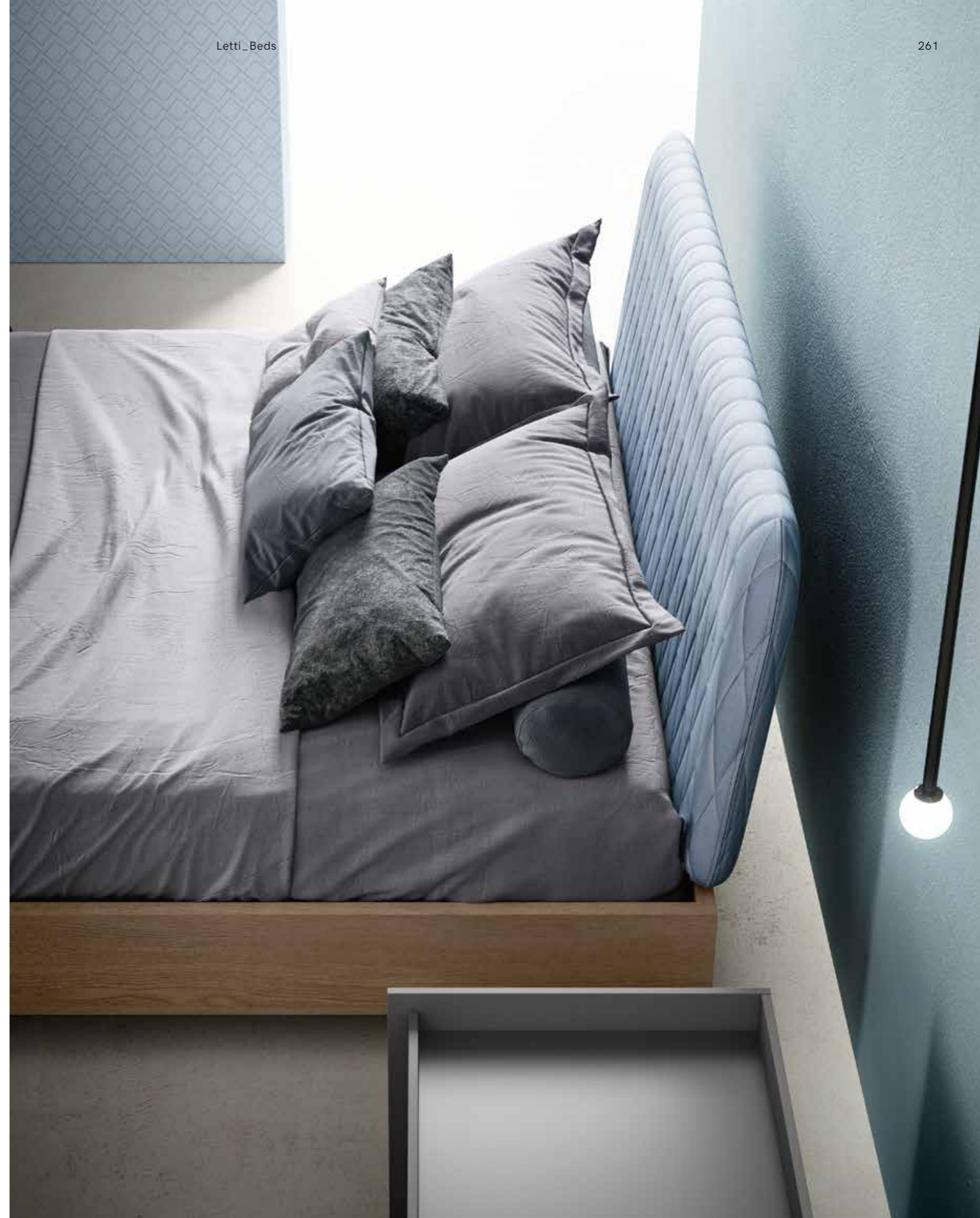
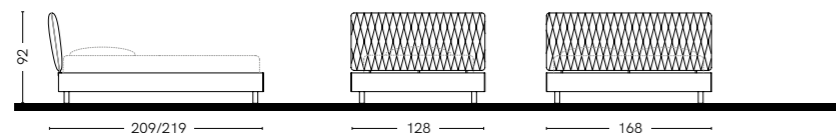
Soft



// Wing

testata imbottita sp.7 cm rivestita in tessuto o ecopelle sfoderabile, combinabile con tutti i giroletti
 // padded headboard th.7 cm with fabric or ecoleather removable cover, combines with any of the bed frames

Nell'immagine letto Wing con testata imbottita tessuto Fog art.647, giroletto H.19 cm ring 45° rovere visone e gambe Topper brunite, tavolino Tac pomice e comodino Trend L.92,4 cm ardesia con top in vetro ardesia.
 // The image shows a Wing bed with padded headboard Fog fabric art.647, bed frame H.19 cm ring 45° mink oak and burnished Topper legs, pumice Tac table and Trend bedside table W.92.4 cm slate with slate glass top.



Wing





// Tablet

testata sp.2,2 cm pannello sagomato in nobilitato, combinabile con tutti i giroletti, copertura per testata in tessuto trapuntato opzionale // headboard th.2.2 cm made of melamine faced shaped panel, combines with any of the bed frames, headboard upholstered in optional quilted fabric

Nell'immagine letto Tablet L.120 cm testata pomice con cuffia Pollock tessuto Bloom B04, giroletto H.9 cm ring a 90° lignum dark, gamba Topper pomice, comodino Simply L.60 cm. // The image shows a Tablet bed with pumice headboard and Pollock Bloom B04 fabric sleeve, H.9 cm lignum dark bed frame, 90° ring, pumice Topper leg, Simply bedside table W.60 cm.

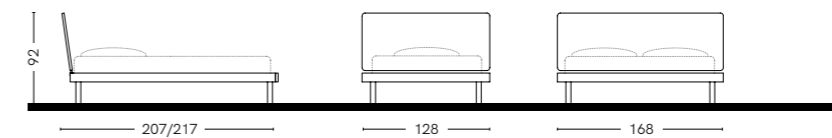

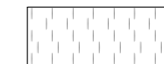

Cuffia_Cover

Liscia_Plain

Pollock

Klee

Mirò





// Pannelli Testate _ Headboard panels


pannelli sp.1,8 cm sospesi o a terra disponibili in diverse varianti e misure, singoli o doppi con distanziale oppure abbinabili a testate imbottite sp.4 cm, con accessori da aggancio e lampade Led opzionali, combinabili con tutti i giroletti // panels th.1.8 cm suspended or floor standing, available in several variants and sizes, single or double with spacers or to match 4cm thick padded headboards, attachment accessories and optional LED lamps; combine with any of the bed frames

Testata imbottita _ Padded headboard

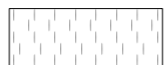
Liscia _ Plain



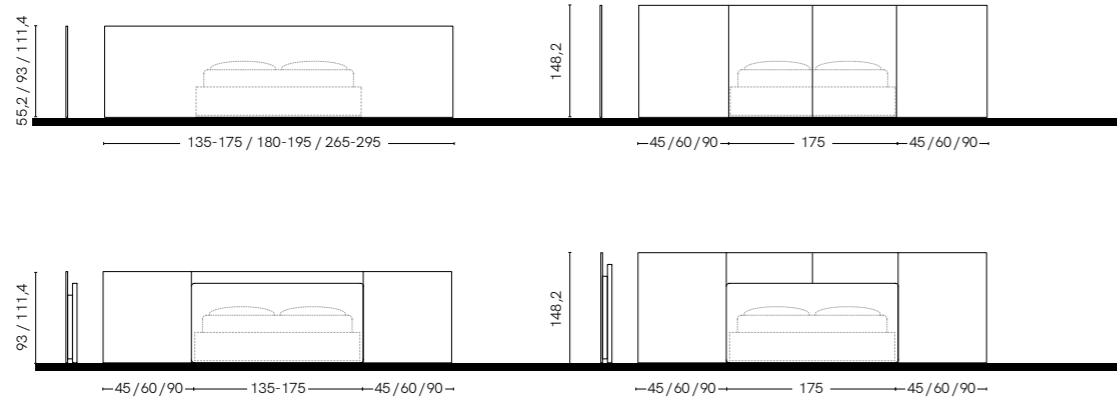

Pollock



Klee



Mirò




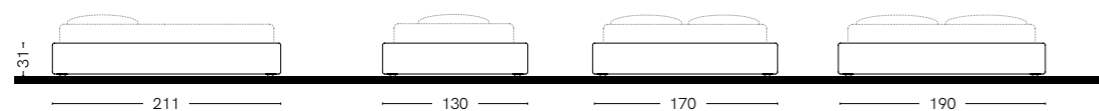
Pannelli testate // Headboard panels



// Giroletto imbottito_Padded bed frame

giroletto imbottito H.29 cm con box
contenitore opzionale // padded bed
H.29 cm frame with optional storage box

Nell'immagine giroletto imbottito tessuto Creta C41, testata con
 2 pannelli centrali L.175 cm e 2 pannelli laterali L.60 cm H.111,4 cm
 ardesia con illuminazione, comodino pensile Frame L.45 cm ardesia.
 // The image shows a padded bed frame in Creta C41 fabric, headboard
 with 2 central panels W.175 cm and 2 side panels W.60 cm H.111.4 cm
 slate with lighting, Frame suspended bedside table W.45 cm slate.



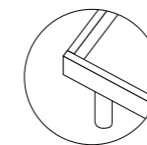
Giroletto imbottito // Padded bed frame



// Giroletti_Bed frames



H.9 cm
gambe Topper // Topper legs



RING 90°

Giroletto H.9 cm pannello in MDF rivestito sp.2,8 cm, unione tra longone e pediera a 90°, finiture: bianco talco, pomice, cashmere, arena, selce, ottanio, ardesia, olmo ash, olmo sand, rovere visone, olmo cortex, lignum dark. Gambe Topper Ø5 cm finitura bianco, pomice, cashmere, arena, selce, ottanio, ardesia o brunito.

Bed frame H.9 cm covered MDF panel th.2.8 cm, joint between side and footboard 90°, finishes: talc white, pumice, cashmere, arena, flint, octane, slate ash elm, sand elm, mink oak, cortex elm, lignum dark. Topper legs Ø5 cm finish: white, pumice, cashmere, arena, flint, octane, slate or burnished.

finiture lisce
plain finishes



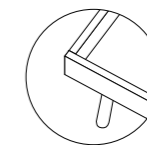
finiture materiche
textured finishes



finiture gambe
legs finishes



H.9 cm
gambe Raked // Raked legs



RING 90°

Giroletto H.9 cm pannello in MDF rivestito sp.2,8 cm, unione tra longone e pediera a 90°, finiture: bianco talco, pomice, cashmere, arena, selce, ottanio, ardesia, olmo ash, olmo sand, rovere visone, olmo cortex, lignum dark. Gambe Raked 6,2x3 cm finitura bianco, pomice, cashmere, arena, selce, ottanio, ardesia o brunito.

Bed frame H.9 cm covered MDF panel th.2.8 cm, joint between side and footboard 90°, finishes: talc white, pumice, cashmere, arena, flint, octane, slate ash elm, sand elm, mink oak, cortex elm, lignum dark. Raked legs 6,2x3 cm finish: white, pumice, cashmere, arena, flint, octane, slate or burnished.

finiture lisce
plain finishes



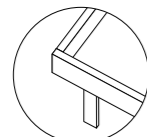
finiture materiche
textured finishes



finiture gambe
legs finishes




H.9 cm
gambe Ruler // Ruler legs



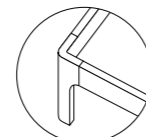
RING 90°

Giroletto H.9 cm pannello in MDF rivestito sp.2,8 cm, unione tra longone e pediera a 90°, finiture: bianco talco, pomice, cashmere, arena, selce, ottanio, ardesia, olmo ash, olmo sand, rovere visone, olmo cortex, lignum dark. Gambe Ruler 5x1,5 cm finitura bianco, pomice, cashmere, arena, selce, ottanio, ardesia o brunito.

Bed frame H.9 cm covered MDF panel th.2.8 cm, joint between side and footboard 90°, finishes: talc white, pumice, cashmere, arena, flint, octane, slate, ash elm, sand elm, mink oak, cortex elm, lignum dark. Ruler legs 5x1,5 cm finish: white, pumice, cashmere, arena, flint, octane, slate or burnished.



H.9 cm
gambe R.30 // R.30 legs



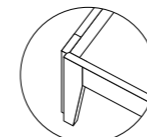
GAMBE R.30
R.30 LEGS

Giroletto H.9 cm pannello in MDF rivestito sp.2,8 cm, unione tra longone e pediera con gambe R.30, finiture: bianco talco, pomice, cashmere, arena, selce, ottanio, ardesia.

Bed frame H.9 cm covered MDF panel th.2.8 cm, unione tra longone e pediera con gambe R.30, finishes: talc white, pumice, cashmere, arena, flint, octane, slate.



H.9 cm
gambe 45° // 45° legs



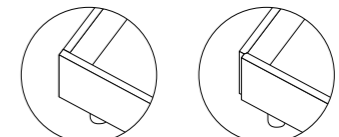
GAMBE 45°
45° LEGS

Giroletto H.9 cm pannello in MDF rivestito sp.2,8 cm, unione tra longone e pediera con gambe 45°, finiture: bianco talco, pomice, cashmere, arena, selce, ottanio, ardesia.

Bed frame H.9 cm covered MDF panel th.2.8 cm, joint between side and footboard with legs 45°, finishes: talc white, pumice, cashmere, arena, flint, octane, slate.



H.19 cm
gambe Topper // Topper legs



RING 90°

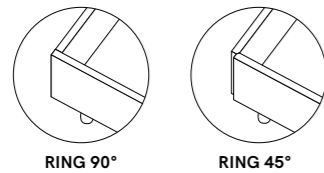
RING 45°

Giroletto H.19 cm pannello in nobilitato sp.2,8 cm, unione tra longone e pediera a 90° oppure a 45°, finiture: bianco talco, pomice, cashmere, arena, selce, ottanio, ardesia, olmo ash, olmo sand, rovere visone, olmo cortex, lignum dark. Gambe Topper Ø5 cm finitura bianco, pomice, cashmere, arena, selce, ottanio, ardesia o brunito.

Bed frame H.19 cm melamine panel th.2.8 cm, joint between side and footboard 90° oppure a 45°, finishes: talc white, pumice, cashmere, arena, flint, octane, slate, ash elm, sand elm, mink oak, cortex elm, lignum dark. Topper legs Ø5 cm finish: white, pumice, cashmere, arena, flint, octane, slate or burnished.



H.19 cm
gambe Raked // Raked legs




RING 90°

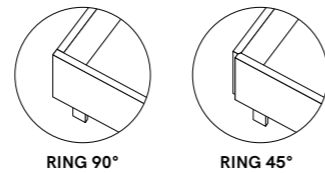
RING 45°

Giroletto H.19 cm pannello in nobilitato sp.2,8 cm, unione tra longone e pediera a 90° oppure a 45°, finiture: bianco talco, pomice, cashmere, arena, selce, ottanio, ardesia, olmo ash, olmo sand, rovere visone, olmo cortex, lignum dark. Gambe Raked 6,2x3 cm finitura bianco, pomice, cashmere, arena, selce, ottanio, ardesia o brunito.

Bed frame H.19 cm melamine panel th.2.8 cm, joint between side and footboard 90° or 45°, finishes: talc white, pumice, cashmere, arena, flint, octane, slate, ash elm, sand elm, mink oak, cortex elm, lignum dark. Raked legs 6.2x3 cm finish: white, pumice, cashmere, arena, flint, octane, slate or burnished.



H.19 cm
gambe Ruler // Ruler legs



RING 90°

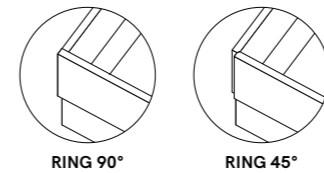
RING 45°

Giroletto H.19 cm pannello in nobilitato sp.2,8 cm, unione tra longone e pediera a 90° oppure a 45°, finiture: bianco talco, pomice, cashmere, arena, selce, ottanio, ardesia, olmo ash, olmo sand, rovere visone, olmo cortex, lignum dark. Gambe Ruler 5x1,5 cm finitura bianco, pomice, cashmere, arena, selce, ottanio, ardesia o brunito.

Bed frame H.19 cm melamine panel th.2.8 cm, joint between side and footboard 90° or 45°, finishes: talc white, pumice, cashmere, arena, flint, octane, slate, ash elm, sand elm, mink oak, cortex elm, lignum dark. Ruler legs 5x1.5 cm finish: white, pumice, cashmere, arena, flint, octane, slate or burnished.



H.29 cm



RING 90°

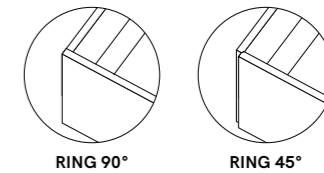
RING 45°

Giroletto H.29 cm pannello in nobilitato sp.2,8 cm, unione tra longone e pediera a 90° oppure a 45°, finiture: bianco talco, pomice, cashmere, arena, selce, ottanio, ardesia, olmo ash, olmo sand, rovere visone, olmo cortex, lignum dark. Box contenitore opzionale.

Bed frame H.29 cm melamine panel th.2.8 cm, joint between side and footboard 90° or 45°, finishes: talc white, pumice, cashmere, arena, flint, octane, slate, ash elm, sand elm, mink oak, cortex elm, lignum dark. Optional storage box.



H.29 cm



RING 90°

RING 45°

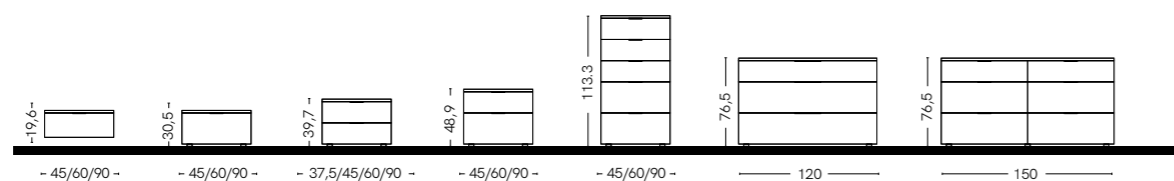
Giroletto H.29 cm pannello in nobilitato sp.2,8 cm, unione tra longone e pediera a 90° oppure a 45°, finiture: bianco talco, pomice, cashmere, arena, selce, ottanio, ardesia, olmo ash, olmo sand, rovere visone, olmo cortex, lignum dark. Box contenitore opzionale.

Bed frame H.29 cm melamine panel th.2.8 cm, joint between side and footboard 90° or 45°, finishes: talc white, pumice, cashmere, arena, flint, octane, slate, ash elm, sand elm, mink oak, cortex elm, lignum dark. Optional storage box.



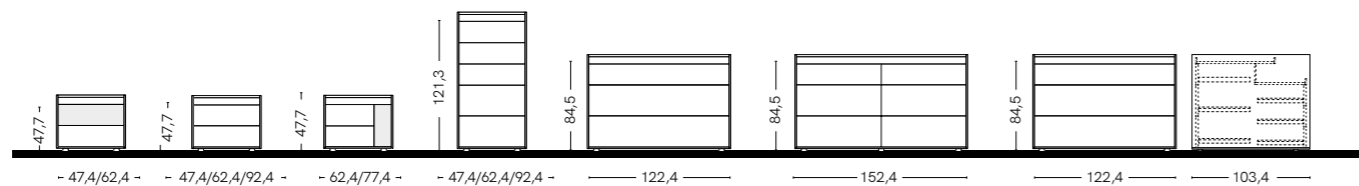
// Speed

Nell'immagine esempio di composizione complementi Speed comodini H.30,5 cm L.45 cm e L.90 cm ottanio, comodino H.48,9 cm L.60 cm olmo cortex, comò L.120 cm ardesia, settimanale L.95 cm olmo cortex.
 // The image shows an example of furnishing solution with Speed complements comprising octane bedside tables H.30.5 W.45 cm or W.90 cm, cortex elm bedside table H.48.9 cm W.60 cm, slate chest of drawers W.120 cm, cortex elm 7-drawer chest W.95 cm.



// Trend

Nell'immagine a destra isola comò L.122,4 cm ottanio top vetro lucido brunito. Nella pagina successiva esempio di composizione complementi Trend comodino H.47,7 cm L.62,4 cm arena top vetro arena opaco, comodino H.47,7 cm L.77,4 cm pomice top vetro pomice opaco, comò L.122,4 cm arena e pomice top vetro pomice opaco, settimanale L.92,4 cm ottanio top vetro ottanio opaco. // On the right, free-standing chest of drawers W.122.4 cm with ottanio glossy burnished glass top. Next page, example of furnishing solution with Trend complements for bedside table H.47.7 cm W.62.4 cm arena matt arena glass top, bedside table H.47.7 cm W.77.4 cm pumice and matt pumice glass top, chest of drawers W.122.4 cm arena and matt pumice glass top, 7-drawer chest W.92.4 cm octane matt octane glass top.



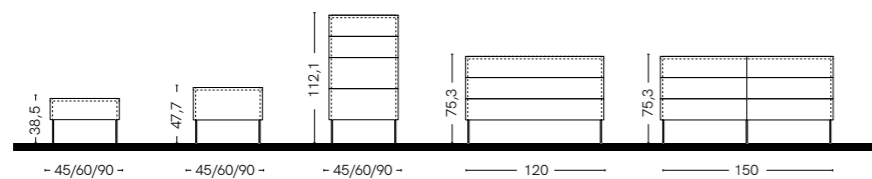
// Trend



// Lucky



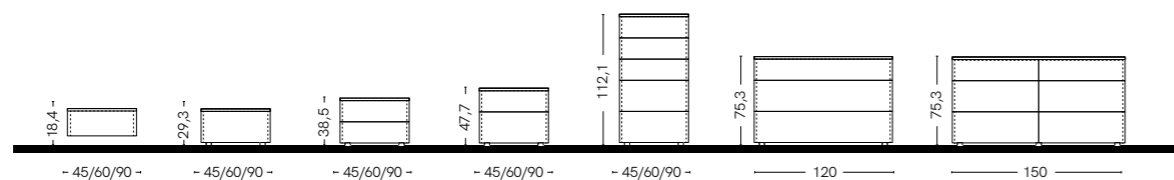
Nell'immagine esempio di composizione complementi Lucky comodino H.38,5 cm L.90 cm ardesia gambe brunito, comodino H.47,7 cm L.60 cm bianco talco gambe bianche, comò L.150 cm olmo ash gambe bianche, settimanali L.45 cm ottanio gambe brunito. // The image shows an example of furnishing solutions with Lucky complements for bedside table H.38.5 cm W.90 cm slate, burnished legs, bedside table H.47.7 cm W.60 cm talc white, white legs, chest of drawers W.150 cm ash elm, white legs, 7-drawer chest W.45 cm octane, burnished legs.





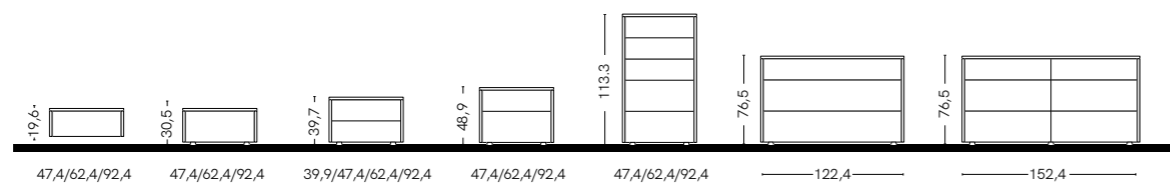
// Gap

Nell'immagine esempio di composizione complementi Gap comodino H.29,3 cm L.60 cm selce, comodino H.47,7 cm L.90 cm cashmere, comò L.120 cm cashmere, settimanale L.60 cm olmo sand. // The image shows an example of furnishing solutions with Gap complements for bedside table H.29.3 cm W.60 cm flint, bedside table H.47.7 cm W.90 cm cashmere, chest of drawers W.120 cm cashmere, 7-drawer chest W.60 cm sand elm.



// Frame

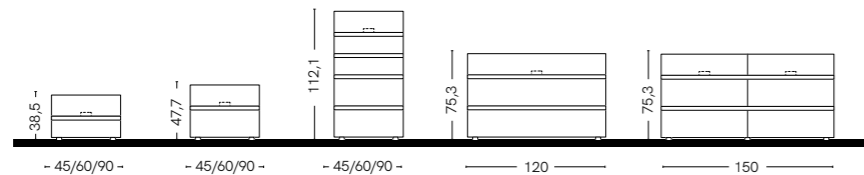
Nell'immagine esempio di composizione complementi Frame comodini H.30,5 cm L.47,4 cm e H.48,9 cm L.47,4 cm bianco talco, comodino H.39,7 cm L.92,4 cm ottanio, comò L.122,4 cm ottanio, settimanale L.92,4 cm ardesia. // The image shows an example of furnishing solutions with Frame complements for bedside tables H.30.5 cm W.47.4 cm and H.48.9 cm W.47.4 cm talc white, bedside table H.39.7 cm W.92.4 cm octane, chest of drawers H.39.7 cm W.92.4 cm octane, chest of drawers W.122.4 cm octane, 7-drawer chest W.92.4 cm slate.





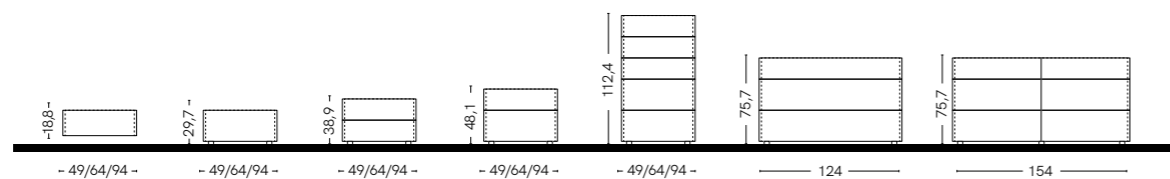
// Grip

Nell'immagine esempio di composizione complementi Grip comodino H.38,5 cm L.90 cm ardesia con profili brunito, comodino H.47,7 cm L.45 cm cashmere con profili cashmere e top vetro cashmere, comò L.120 cm selce con profili brunito, settimanale L.45 cm lignum dark con profili brunito.
 // The image shows an example of furnishing solutions with Grip complements for bedside table H.38.5 cm W.90 cm slate with burnished profiles, bedside table H.47.7 cm W.45 cm cashmere with cashmere profiles and cashmere glass top, chest of drawers W.120 cm flint with burnished profiles, 7-drawer chest W.45 cm lignum dark with burnished profiles.



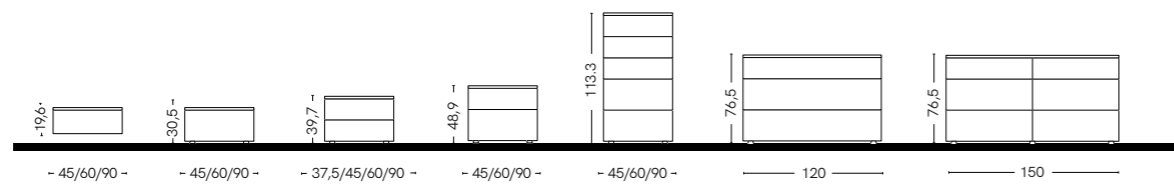
// Set

Nell'immagine esempio di composizione complementi Set comodino H.29,7 cm L.94 cm lignum dark, comodino H.38,9 cm L.49 cm ardesia, comodino H.38,9 cm L.64 cm pomice, comò L.124 cm arena, settimanale L.64 cm ardesia. // The image shows an example of furnishing solutions with Set complements for bedside table H.29.7 cm W.94 cm lignum dark, bedside table H.38.9 cm W.49 cm slate, bedside table H.38.9 cm W.64 cm pumice, chest of drawers W.124 cm arena, 7-drawer chest W.64 cm slate.



// Simply


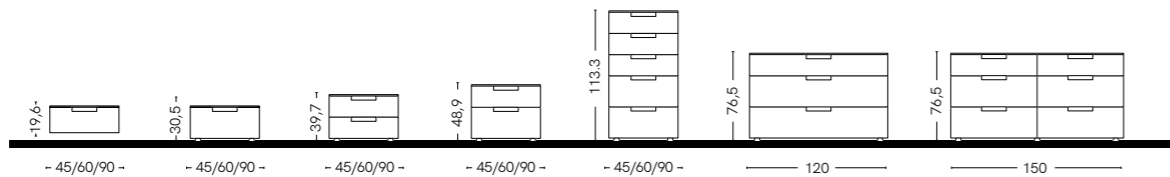
Nell'immagine esempio di composizione complementi Simply comodini H.39,7 cm L.60 cm e L.90 cm rovere visone, comò L.120 cm cashmere, settimanali L.45 cm pomice. // The image shows an example of furnishing solutions with Simply complements for bedside table H.39.7 cm W.60 cm and W.90 cm mink oak, chest of drawers W.120 cm cashmere, 7-drawer chest W.45 cm pumice.





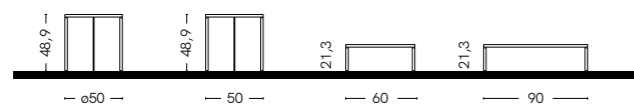
// Raster


Nell'immagine esempio di composizione complementi Raster comodini H.30,5 cm L.60 cm e H.39,7 cm L.45 cm cashmere, comò L.150 cm selce, settimanale L.60 cm olmo ash. // The image shows an example of furnishing solutions with Raster complements for bedside tables H.30.5 cm W.60 cm and H.39.7 cm W.45 cm cashmere, chest of drawers W.150 cm flint, 7-drawer chest W.60 cm ash elm.



// Tic_Tac

Nell'immagine esempio di composizione complementi Tic
 tavolino H.48,9 cm L.50 cm lignum dark gambe brunito,
 tavolino H.21,3 cm L.90 cm ardesia gambe brunito,
 complementi Tac H.48,9 cm Ø50 cm pomice gambe bianco,
 ottanio gambe brunito. // The image shows an example of
 furnishing solutions with Tic complements for table H.48.9 cm
 W.50 cm lignum dark burnished legs, table H.21.3 cm
 W.90 cm slate burnished legs, Tac complements H.48.9 cm
 Ø50 cm pumice, white legs, octane, burnished legs.





// Tech




Ellipse

// Maniglie_Handles

Ellipse

L.6 H.12 P.3,5




Finiture: bianco talco, pomice, cashmere, arena, selce, ottanio, ardesia, olmo ash, olmo sand, rovere visone, olmo cortex, lignum dark.

Finishes: talc white, pumice, cashmere, arena, flint, octane, slate, ash elm, sand elm, mink oak, cortex elm, lignum dark.



Ring

L.8 H.8 P.2,2



Finiture: bianco talco, pomice, cashmere, arena, selce, ottanio, ardesia.

Finishes: talc white, pumice, cashmere, arena, flint, octane, slate.



Quadra

L.7 H.7 P.2,5



Finiture: bianco talco, pomice, cashmere, arena, selce, ottanio, ardesia.

Finishes: talc white, pumice, cashmere, arena, flint, octane, slate.

finiture
finishes

Ogiva

L.0,7 H.105,6 P.2,8



Finiture: bianco talco, O chimico, brunito.

Finishes: talc white, O finish aluminium, burnished.

finiture
finishes

Bench

L.1,6 H.30,4 P.3,4



Finiture: bianco talco, pomice, cashmere, arena, selce, ottanio, ardesia, olmo ash, olmo sand, rovere visone, olmo cortex, lignum dark.

Finishes: talc white, pumice, cashmere, arena, flint, octane, slate, ash elm, sand elm, mink oak, cortex elm, lignum dark.

finiture
finishes

Lalass

L.0,5 H.15 P.2



Finiture: bianco talco, O chimico, brunito.

Finishes: talc white, O finish aluminium, burnished.

finiture
finishes



Plan

L.1 H.13,8 P.2



Finiture: bianco talco, 0 chimico, brunito.
Finishes: talc white, 0 finish aluminium, burnished.




Plan

L.1 H.23,4 P.2




Finiture: bianco talco, 0 chimico, brunito.
Finishes: talc white, 0 finish aluminium, burnished.



Tipo L

L.1 H.13,8 P.4



Finiture: bianco talco, 0 chimico, brunito.
Finishes: talc white, 0 finish aluminium, burnished.



Tipo L

L.1 H.23,4 P.4



Finiture: bianco talco, 0 chimico, brunito.
Finishes: talc white, 0 finish aluminium, burnished.



Virgola

L.3,1 H.19,2 P.3



Finiture: bianco talco, pomice, cashmere, arena, selce, ottanio, ardesia, olmo ash, olmo sand, rovere visone, olmo cortex, lignum dark.

Finishes: talc white, pumice, cashmere, arena, flint, octane, slate, ash elm, sand elm, mink oak, cortex elm, lignum dark.

finiture
finishes

Virgola

L.3,1 H.105,6 P.3



Finiture: bianco talco, pomice, cashmere, arena, selce, ottanio, ardesia, olmo ash, olmo sand, rovere visone, olmo cortex, lignum dark.

Finishes: talc white, pumice, cashmere, arena, flint, octane, slate, ash elm, sand elm, mink oak, cortex elm, lignum dark.

finiture
finishes

Inclina

L.3,9 H.19,2 P.2,2



Finiture: bianco talco, pomice, cashmere.

Finishes: talc white, pumice, cashmere.

finiture
finishes

Inclina

L.3,9 H.105,6 P.2,2



Finiture: bianco talco, pomice, cashmere.

Finishes: talc white, pumice, cashmere.

finiture
finishes



Bridge

L.1,5 H.23,9 P.3,7



Finiture: bianco talco, 0 chimico, brunito.
 Finishes: talc white, 0 finish aluminium, burnished.

finiture
finishes

Bridge

L.1,5 H.100,7 P.3,7



Finiture: bianco talco, 0 chimico, brunito.
 Finishes: talc white, 0 finish aluminium, burnished.

finiture
finishes

Ruler

L.1,3 H.23,9 P.1,8



Finiture: bianco talco, pomice, cashmere, arena,
 selce, ottanio, ardesia, olmo ash, olmo sand,
 rovere visone, olmo cortex, lignum dark.

Finishes: talc white, pumice, cashmere, arena,
 flint, octane, slate, ash elm, sand elm, mink oak,
 cortex elm, lignum dark.

finiture
finishes

Ruler

L.1,3 H.100,7 P.1,8



Finiture: bianco talco, pomice, cashmere, arena,
 selce, ottanio, ardesia, olmo ash, olmo sand,
 rovere visone, olmo cortex, lignum dark.

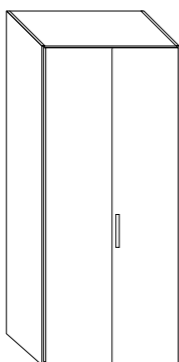
Finishes: talc white, pumice, cashmere, arena,
 flint, octane, slate, ash elm, sand elm, mink oak,
 cortex elm, lignum dark.

finiture
finishes



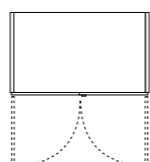
// Tipologie di apertura_Types of opening

ante battenti hinged doors

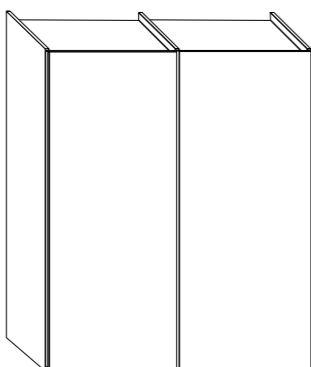


Ante dotate di cerniere con triplice regolazione e apertura 110° e 165°, decelerazione di serie configurabile a due velocità di chiusura

Doors fitted with soft-close hinged system with triple adjustment: 110° and 165° openings, at choice two closing speed

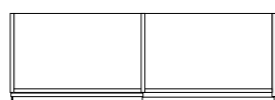


ante scorrevoli sliding doors

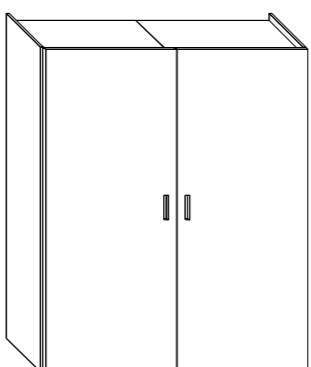


Ante dotate di serie con sistema di scorrimento ammortizzato in apertura e chiusura, e dispositivo raddrizzante

Doors fitted as standard with soft-close sliding system and straighten-door device

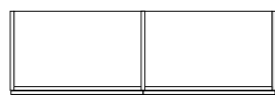


ante complanari coplanar doors




Ante dotate di serie con sistema di scorrimento ammortizzato in apertura e chiusura, e dispositivo raddrizzante

Doors fitted as standard with soft-close sliding system and straighten-door device



// Ante battenti_Hinged doors

Plana



Anta battente composta da pannello nobilitato in agglomerato di legno sp.2,2 cm e maniglia a scelta tra Ring, Quadra, Ellipse, Virgola, Inclina, Plan, Tipo L, Lalass, Bridge, Ruler, Bench, Ogiva o apertura push pull. Finiture: bianco talco, pomice, cashmere, arena, selce, ottanio, ardesia, olmo ash, olmo sand, rovere visone, olmo cortex, lignum dark, cretto cashmere, cocò.

Hinged door made of wood agglomerate melamine panel th.2.2 cm and handle chosen from: Ring, Quadra, Ellipse, Virgola, Inclina, Plan, Tipo L, Lalass, Bridge, Ruler, Bench, Ogiva or push pull opening. Finishes: talc white, pumice, cashmere, arena, flint, octane, slate, ash elm, sand elm, mink oak, cortex elm, lignum dark, cretto cashmere, cocò.


finiture lisce
plain finishes



finiture materiche
textured finishes



Plana stagionale // seasonal



Anta battente composta da pannello nobilitato in agglomerato di legno sp.2,2 cm e maniglia a scelta tra Ring, Quadra, Ellipse, Virgola, Inclina, Plan, Tipo L, Lalass, Bridge, Ruler, Bench, Ogiva o apertura push pull. Finiture: bianco talco, pomice, cashmere, arena, selce, ottanio, ardesia, olmo ash, olmo sand, rovere visone, olmo cortex, lignum dark, cretto cashmere, cocò.

Hinged door made of wood agglomerate melamine panel th.2,2 cm and handle chosen from: Ring, Quadra, Ellipse, Virgola, Inclina, Plan, Tipo L, Lalass, Bridge, Ruler, Bench, Ogiva or push pull opening. Finishes: talc white, pumice, cashmere, arena, flint, octane, slate, ash elm, sand elm, mink oak, cortex elm, lignum dark, cretto cashmere, cocò.


finiture lisce
plain finishes



finiture materiche
textured finishes



Grip




Anta battente composta da pannello nobilitato in agglomerato di legno sp.2,2 cm. Finiture: bianco talco, pomice, cashmere, arena, selce, ottanio, ardesia, olmo ash, olmo sand, rovere visone, olmo cortex, lignum dark, cretto cashmere, cocò. Profilo Grip finitura bianco, pomice, cashmere, arena, selce, ottanio, ardesia o brunito.

Hinged door made of wood agglomerate melamine panel th.2,2 cm. Finishes: talc white, pumice, cashmere, arena, flint, octane, slate, ash elm, sand elm, mink oak, cortex elm, lignum dark, cretto cashmere, cocò. Grip profile finish: white, pumice, cashmere, arena, flint, octane, slate or burnished.



Gola




Anta battente composta da pannello nobilitato in agglomerato di legno sp.2,2 cm. Finiture: bianco talco, pomice, cashmere, arena, selce, ottanio, ardesia, olmo ash, olmo sand, rovere visone, olmo cortex, lignum dark, cretto cashmere, cocò. Profilo Gola e profilo Grip per cassetto finitura bianco, pomice, cashmere, arena, selce, ottanio, ardesia o brunito.

Hinged door made of wood agglomerate melamine panel th.2.2 cm. Finishes: talc white, pumice, cashmere, arena, flint, octane, slate, ash elm, sand elm, mink oak, cortex elm, lignum dark, cretto cashmere, cocò. Gola profile and Grip profile for drawer, finish: white, pumice, cashmere, arena, flint, octane, slate or burnished.



Mixer




Anta battente composta da pannello nobilitato in agglomerato di legno sp.2,2 cm. Finiture: bianco talco, pomice, cashmere, arena, selce, ottanio, ardesia, olmo ash, olmo sand, rovere visone, olmo cortex, lignum dark, cretto cashmere, cocò. Profilo Mixer finitura bianco, pomice, cashmere, arena, selce, ottanio, ardesia o brunito.

Hinged door made of wood agglomerate melamine panel th.2.2 cm. Finishes: talc white, pumice, cashmere, arena, flint, octane, slate, ash elm, sand elm, mink oak, cortex elm, lignum dark, cretto cashmere, cocò. Mixer profile finish: white, pumice, cashmere, arena, flint, octane, slate or burnished.



City




Anta battente composta da coppia di profili verticali SX/DX in alluminio con maniglia integrata, cerniere portanti e pannello nobilitato in agglomerato di legno sp.1,8 cm. Finiture: bianco talco, pomice, cashmere, arena, selce, ottanio, ardesia, olmo ash, olmo sand, rovere visone, olmo cortex, lignum dark, cretto cashmere, cocò. Profilo City finitura bianco, pomice, cashmere o brunito.

Hinged door comprising a pair of vertical LH/RH aluminium profiles with incorporated handle, load-bearing hinge and wood agglomerate melamine panel th.1.8 cm. Finishes: talc white, pumice, cashmere, arena, flint, octane, slate, ash elm, sand elm, mink oak, cortex elm, lignum dark, cretto cashmere, cocò. City profile finish: white, pumice, cashmere or burnished.



Break




Anta battente composta da pannello nobilitato in agglomerato di legno sp.2,2 cm. Finiture: bianco talco, pomice, cashmere, arena, selce, ottanio, ardesia, olmo ash, olmo sand, rovere visone, olmo cortex, lignum dark, cretto cashmere, cocò. Maniglia integrata Break verticale o orizzontale, a richiesta a centro anta, finitura bianco, pomice, cashmere, arena, selce, ottanio, ardesia o brunito.

Hinged door made of wood agglomerate melamine panel th.2.2 cm. Finishes: talc white, pumice, cashmere, arena, flint, octane, slate, ash elm, sand elm, mink oak, cortex elm, lignum dark, cretto cashmere, cocò. Break integrated handle (vertical or horizontal), upon request in the centre of door, finish: white, pumice, cashmere, arena, flint, octane, slate or burnished.


finiture lisce
plain finishes

finiture materiche
textured finishes

maniglia Break
Break handle



Ciak




Anta battente composta da pannello nobilitato in agglomerato di legno sp.2,2 cm. Finiture: bianco talco, pomice, cashmere, arena, selce, ottanio, ardesia, olmo ash, olmo sand, rovere visone, olmo cortex, lignum dark, cretto cashmere, cocò. Maniglia integrata Ciak, corta o lunga, finitura bianco, pomice, cashmere, arena, selce, ottanio, ardesia o brunito.

Hinged door made of wood agglomerate melamine panel th.2.2 cm. Finishes: talc white, pumice, cashmere, arena, flint, octane, slate, ash elm, sand elm, mink oak, cortex elm, lignum dark, cretto cashmere, cocò. Ciak integrated handle (short or long) finish: white, pumice, cashmere, arena, flint, octane, slate or burnished.

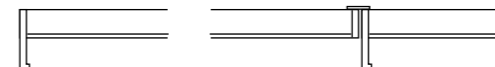
finiture lisce
plain finishes

finiture materiche
textured finishes

maniglia Ciak
Ciak handle



Glass



Anta battente composta da pannello nobilitato in agglomerato di legno sp.1,8 cm e vetro sp.0,4 cm con profili verticali e orizzontali in alluminio, finitura interna sesamo. Finiture: specchio argentato o specchio bronzato, vetro laccato lucido o opaco bianco talco, pomice, cashmere, arena, selce, ottanio, ardesia, brunito. Maniglia integrata su profilo finitura bianco, pomice, cashmere o brunito.

Hinged door made of agglomerate melamine panel, wood th.1.8 cm and glass th.0.4 cm with vertical and horizontal aluminium profiles, internal finish: sesame. Finishes: silver mirror or bronzed mirror, matt or glossy lacquered glass in talc white, pumice, cashmere, arena, flint, octane, slate, burnished. Integrated handle on profile, finish: white, pumice, cashmere or burnished.

specchio
mirror

vetri lucidi/opachi
glossy/matt glass

profili e maniglie
profiles and handles



City Glass



Anta battente composta da telaio alluminio con maniglia integrata con cerniere portanti in finitura brunito, vetro temperato sp.0,4 cm trasparente, trasparente fumé o riflettente chiaro.

Hinged door comprising an aluminium frame with incorporated handle and burnished load-bearing hinge, transparent tempered glass th.0.4 cm, fumé transparent or clear reflecting.


vetro temperato
tempered glass

telaio
frame



// Ante scorrevoli_Sliding doors

Plana



Anta scorrevole composta da pannello nobilitato in agglomerato di legno sp.2,2 cm. Finiture: bianco talco, pomice, cashmere, arena, selce, ottanio, ardesia, olmo ash, olmo sand, rovere visone, olmo cortex, lignum dark, cretto cashmere, cocò. Maniglia a scelta tra Plan bianco talco, 0 chimico, brunito o Ruler bianco talco, pomice, cashmere.

Sliding door made of wood agglomerate melamine panel th.2.2 cm. Finished: talc white, pumice, cashmere, arena, flint, octane, slate, ash elm, sand elm, mink oak, cortex elm, lignum dark, cretto cashmere, cocò. Plan handle, finish: talc white, 0 finish aluminium, burnished; or Ruler handle, finish: talc white, pumice, cashmere.

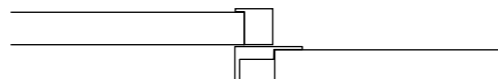
finiture lisce
plain finishes



finiture materiche
textured finishes



Gola



Anta scorrevole composta da pannello nobilitato in agglomerato di legno sp.2,2 cm. Finiture: bianco talco, pomice, cashmere, arena, selce, ottanio, ardesia, olmo ash, olmo sand, rovere visone, olmo cortex, lignum dark, cretto cashmere, cocò. Profilo Gola finitura bianco, pomice, cashmere, arena, selce, ottanio, ardesia o brunito.

Sliding door made of wood agglomerate melamine panel th.2.2 cm. Finished: talc white, pumice, cashmere, arena, flint, octane, slate, ash elm, sand elm, mink oak, cortex elm, lignum dark, cretto cashmere, cocò. Gola profile, finish: white, pumice, cashmere, arena, flint, octane, slate or burnished.

finiture lisce
plain finishes



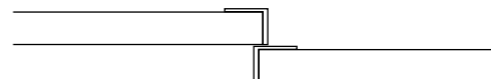
finiture materiche
textured finishes



profilo Gola
Gola profile



Mixer



Anta scorrevole composta da pannello nobilitato in agglomerato di legno sp.2,2 cm. Finiture: bianco talco, pomice, cashmere, arena, selce, ottanio, ardesia, olmo ash, olmo sand, rovere visone, olmo cortex, lignum dark, cretto cashmere, cocò. Profilo Mixer finitura bianco, pomice, cashmere, arena, selce, ottanio, ardesia o brunito.

Sliding door made of wood agglomerate melamine panel th.2.2 cm. Finished: talc white, pumice, cashmere, arena, flint, octane, slate, ash elm, sand elm, mink oak, cortex elm, lignum dark, cretto cashmere, cocò. Mixer profile, finish: white, pumice, cashmere, arena, flint, octane, slate or burnished.

finiture lisce
plain finishes



finiture materiche
textured finishes



profilo Mixer
Mixer profile



Mixer Glass



Anta scorrevole composta da pannello nobilitato in agglomerato di legno sp.1,8 cm e vetro sp.0,4 cm con profili verticali in alluminio, finitura interna sesamo. Finiture: specchio argentato o specchio bronzato, vetro laccato lucido o opaco bianco talco, pomice, cashmere, arena, selce, ottanio, ardesia, brunito. Profilo Mixer finitura bianco, pomice, cashmere, arena, selce, ottanio, ardesia, brunito.

Sliding door made of agglomerate melamine panel, wood th.1.8 cm and glass th.0.4 cm with vertical and horizontal aluminium profiles, internal finish: sesame. Finishes: silver mirror or bronzed mirror, matt or glossy lacquered glass in talc white, pumice, cashmere, arena, flint, octane, slate, burnished. Mixer profile, finish: white, pumice, cashmere, arena, flint, octane, slate, burnished.

specchio
mirror



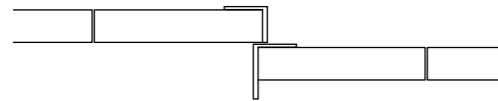
vetri lucidi/opachi
matt/glossy glass



profilo Mixer
Mixer profile



Double

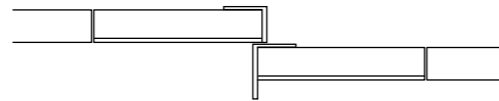


Anta scorrevole composta da due pannelli nobilitato in agglomerato di legno sp.2,2 cm con divisorio, possibilità di mixare le finiture: bianco talco, pomice, cashmere, arena, selce, ottanio, ardesia, olmo ash, olmo sand, rovere visone, olmo cortex, lignum dark, cretto cashmere, cocò. Profilo Double finitura bianco, pomice, cashmere, arena, selce, ottanio, ardesia o brunito. Sistema di scorrimento ammortizzato.

Sliding door comprising a wood agglomerate melamine panel th.2.2 cm and a glass panel with partition, finishes can be mixed: talc white, pumice, cashmere, arena, flint, octane, slate, ash elm, sand elm, mink oak, cortex elm, lignum dark, cretto cashmere, cocò. Double profile finish: white, pumice, cashmere, arena, flint, octane, slate or burnished. Soft-close sliding system.



Double Glass



Anta scorrevole composta da pannello nobilitato in agglomerato di legno sp.2,2 cm e pannello vetro con divisorio, possibilità di mixare le finiture: bianco talco, pomice, cashmere, arena, selce, ottanio, ardesia, olmo ash, olmo sand, rovere visone, olmo cortex, lignum dark, cretto cashmere, cocò; specchio argentato o specchio bronzato, vetro laccato lucido o opaco bianco talco, pomice, cashmere, arena, selce, ottanio, ardesia, brunito. Profilo Double finitura bianco, pomice, cashmere, arena, selce, ottanio, ardesia o brunito.

Sliding door comprising a wood agglomerate melamine panel th.2.2 cm and a glass panel with partition, finishes can be mixed: talc white, pumice, cashmere, arena, flint, octane, slate, ash elm, sand elm, mink oak, cortex elm, lignum dark, cretto cashmere, cocò; silver mirror or bronzed mirror, matt or glossy lacquered glass, finish: talc white, pumice, cashmere, arena, flint, octane, slate or burnished. Double profile, finish: white, pumice, cashmere, arena, flint, octane, slate or burnished.



Compass

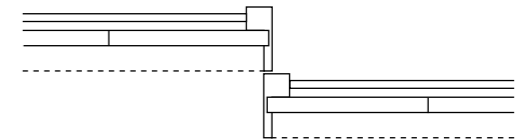


Anta scorrevole composta da pannello nobilitato in agglomerato di legno sp.1,2 cm. Finiture: bianco talco, pomice, cashmere, arena, selce, ottanio, ardesia, olmo ash, olmo sand, rovere visone, olmo cortex, lignum dark, cretto cashmere, cocò. Cornice perimetrale Compass finitura bianco o brunito. Sistema di scorrimento ammortizzato.

Sliding door made of wood agglomerate melamine panel th.1,2 cm. Finishes: talc white, pumice, cashmere, arena, flint, octane, slate, ash elm, sand elm, mink oak, cortex elm, lignum dark, cretto cashmere, cocò. Compass perimetric frame, white or burnished finish. Soft-close sliding system.



Mondrian



Anta scorrevole composta da pannello nobilitato in agglomerato di legno sp.1,2 cm, con possibilità di mixare le finiture nelle sezioni. Finiture: bianco talco, pomice, cashmere, arena, selce, ottanio, ardesia, olmo ash, olmo sand, rovere visone, olmo cortex, lignum dark, cretto cashmere, cocò. Cornice perimetrale Compass con profilo orizzontale e verticale finitura bianco o brunito. Sistema di scorrimento ammortizzato.

Sliding door comprising a wood agglomerate melamine panel th.2.2 cm. There's also the possibility to mix finish and colours. Finishes: talc white, pumice, cashmere, arena, flint, octane, slate, ash elm, sand elm, mink oak, cortex elm, lignum dark, cretto cashmere, cocò. Compass perimetric frame with horizontal and vertical profile, white or burnished finish. Soft-close sliding system.



// Ante complanari_Coplanar doors

Plana



Anta complanare composta da pannello nobilitato in agglomerato di legno sp.2,2 cm. Finiture: bianco talco, pomice, cashmere, arena, selce, ottanio, ardesia, olmo ash, olmo sand, rovere visone, olmo cortex, lignum dark, cretto cashmere, cocò.
Maniglia Plan bianco talco, O chimico, brunito.

Coplanar door made of wood agglomerate melamine panel th.2,2 cm. Finishes: talc white, pumice, cashmere, arena, flint, octane, slate, ash elm, sand elm, mink oak, cortex elm, lignum dark, cretto cashmere, cocò. Plan handle talc white, O finish aluminium, burnished.

finiture lisce
plain finishes



finiture materiche
textured finishes



Break



Anta complanare composta da pannello nobilitato in agglomerato di legno sp.2,2 cm. Finiture: bianco talco, pomice, cashmere, arena, selce, ottanio, ardesia, olmo ash, olmo sand, rovere visone, olmo cortex, lignum dark, cretto cashmere, cocò.
Maniglia integrata Break finitura bianco, pomice, cashmere, arena, selce, ottanio, ardesia o brunito. Sistema di scorrimento ammortizzato.

Coplanar door made of wood agglomerate melamine panel th.2,2 cm. Finishes: talc white, pumice, cashmere, arena, flint, octane, slate, ash elm, sand elm, mink oak, cortex elm, lignum dark, cretto cashmere, cocò. Break integrated handle, finish: white, pumice, cashmere, arena, flint, octane, slate or burnished. Soft-close sliding system.

finiture lisce
plain finishes



finiture materiche
finiture materiche



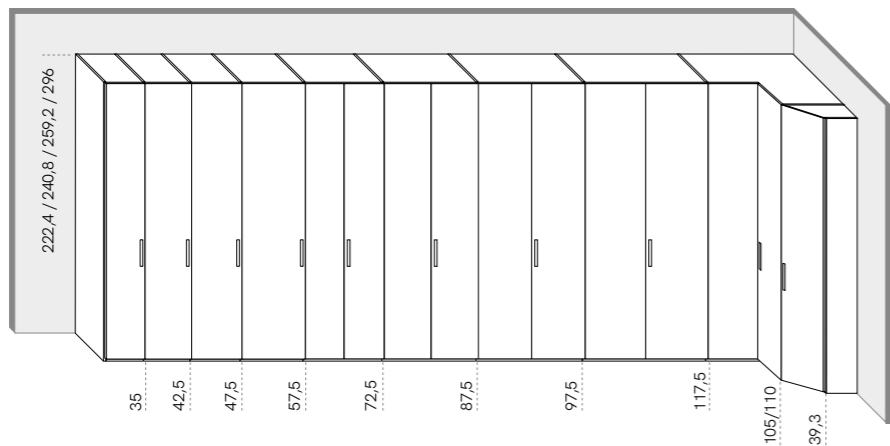
maniglia Break
Break handle



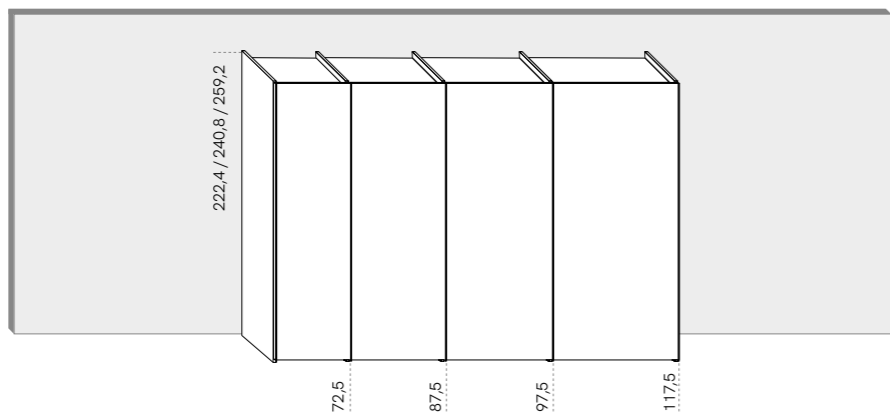
// Modularità_Modularity

sistemi armadio // wardrobe systems

Alterna
battente // hinged



Alterna
scorrevole // sliding

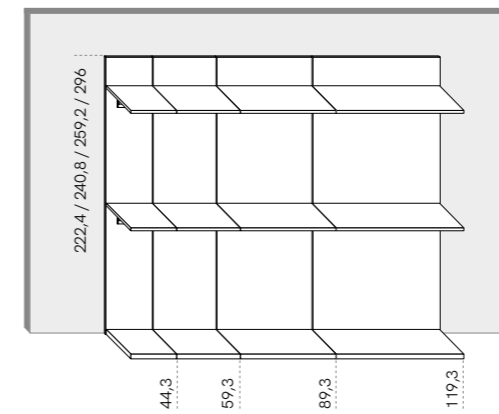


Alterna
complanare // coplanar

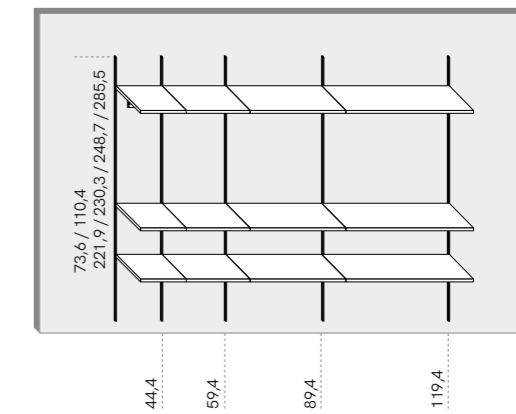


sistemi cabine armadio // walk-in closet systems

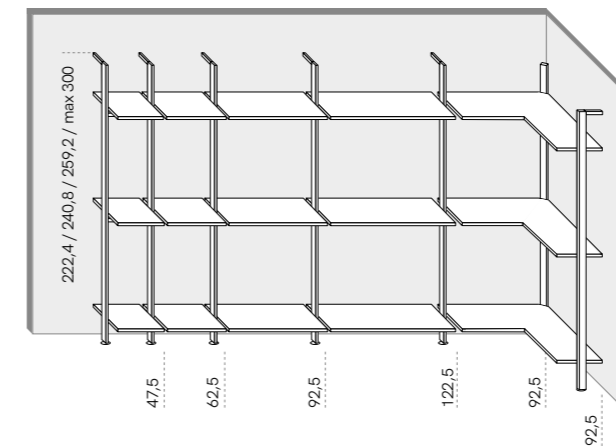
Flexy



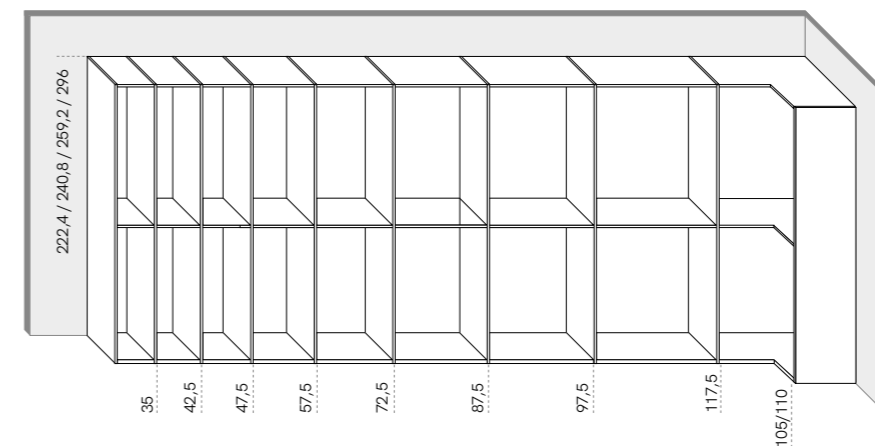
Flexy Easy



Windy



Free



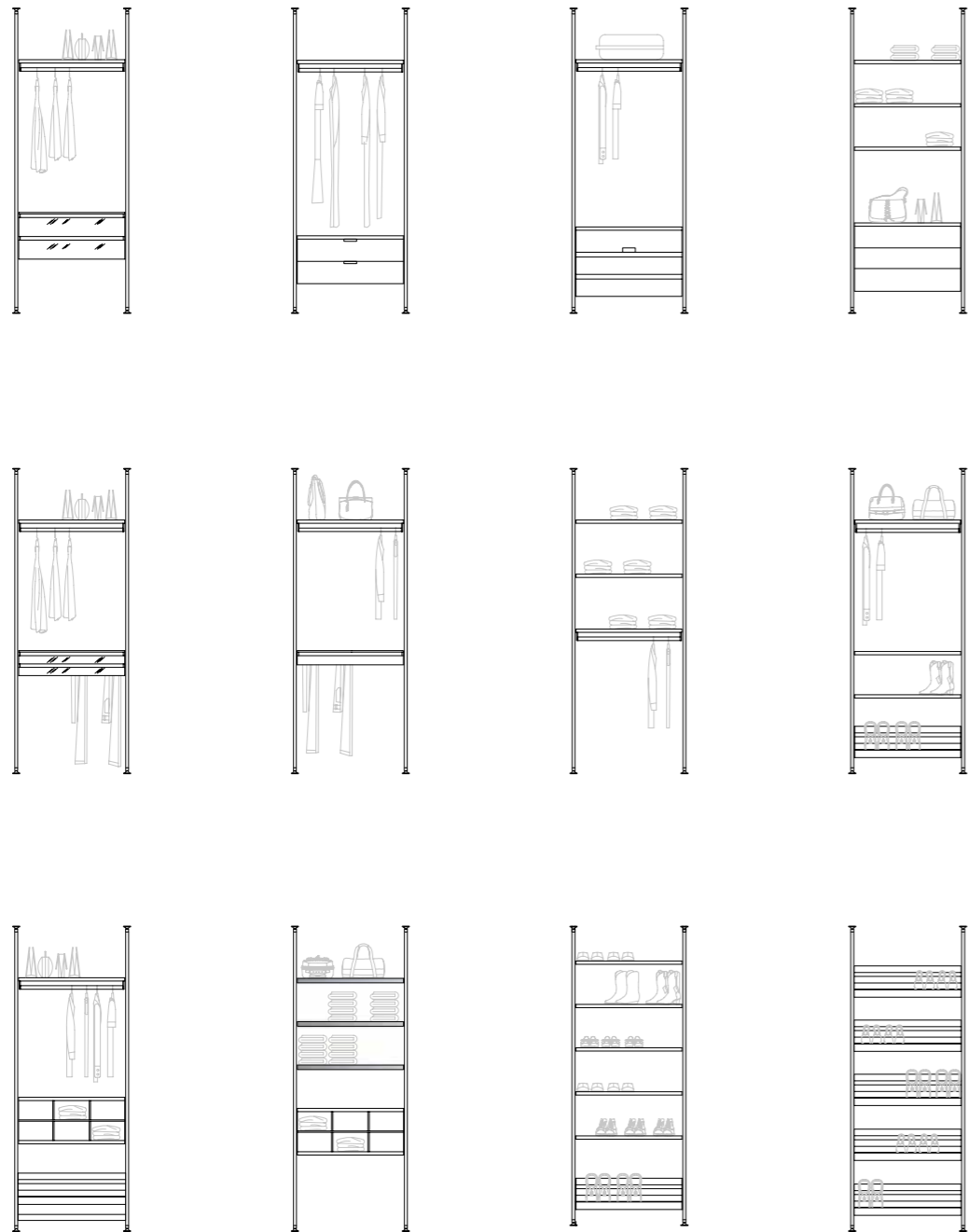
// Attrezzature interne_ Interior fittings

armadi Alterna e cabina Free // Alterna wardrobe and Free walk-in closet

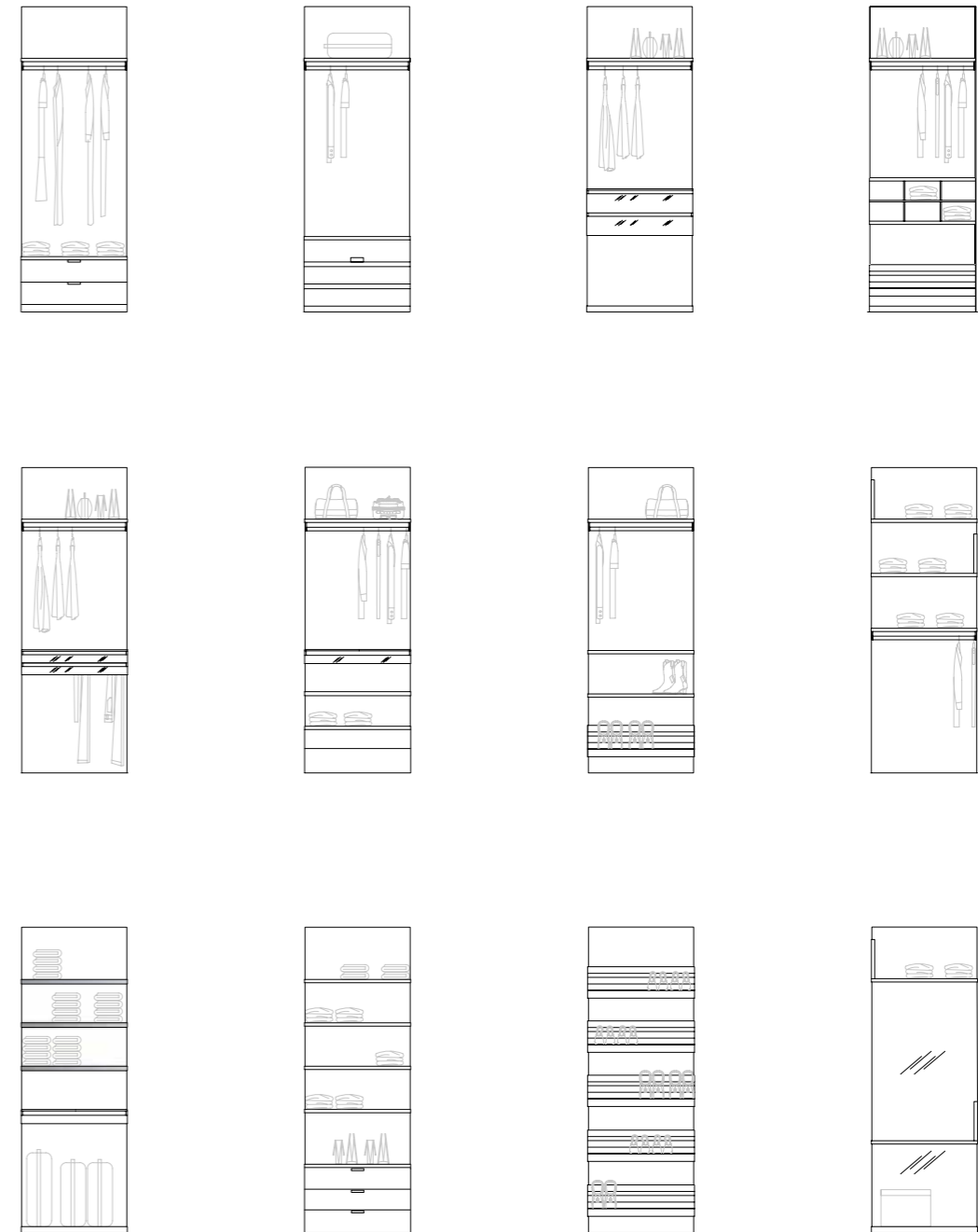


// Attrezzature interne_ Interior fittings

cabina Windy // Windy walk-in closet


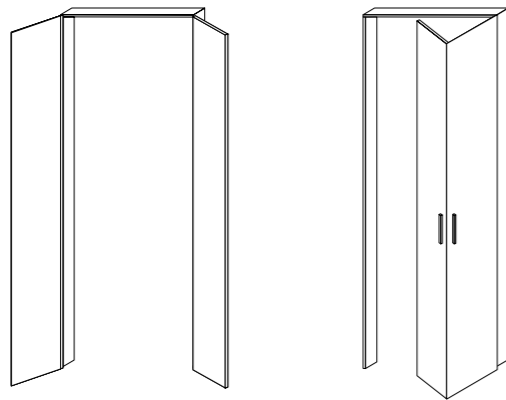
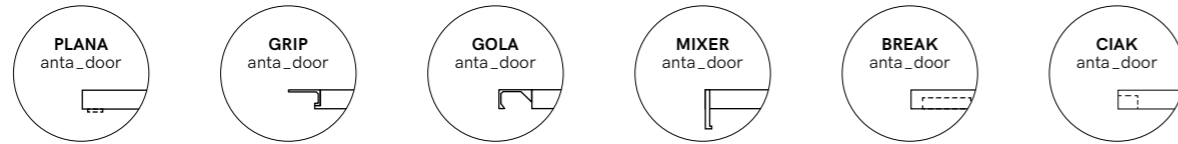


cabina Flexy // Flexy walk-in closet

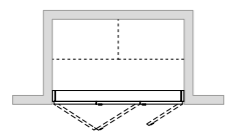


// Sistemi di chiusura_Closing systems

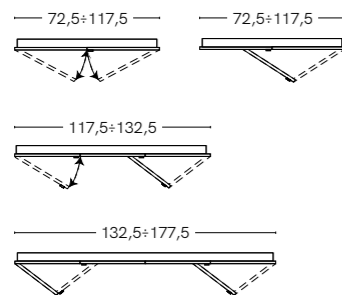
battenti e soffietto // hinged and folding



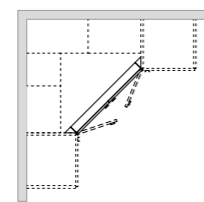
chiusura dritta orizzontale // horizontal straight closing system



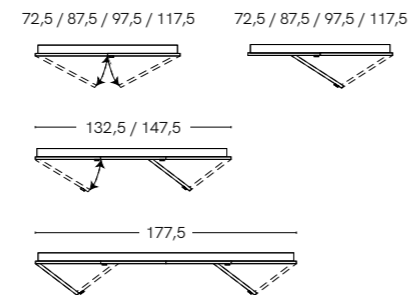
// a misura
customized



chiusura a 45° // 45° closing system




// non riducibili in larghezza
cannot be reduced in width

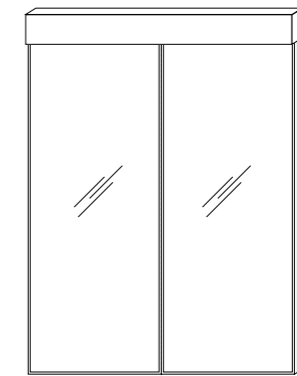


scorrevoli // sliding

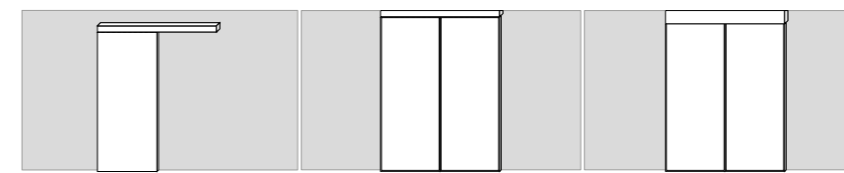
scorrevole con profilo e pannello // sliding with profile and panel



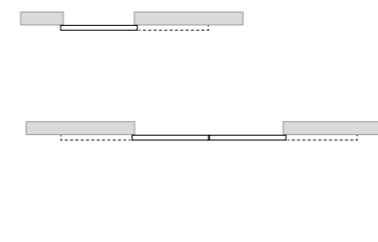
scorrevole con telaio e vetro // sliding with frame and glass



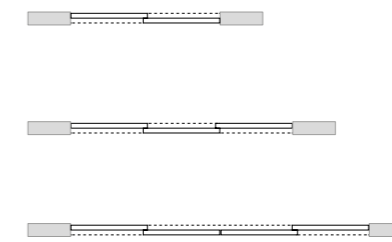
binario a parete, a soffitto o sospeso // wall, ceiling or suspended track



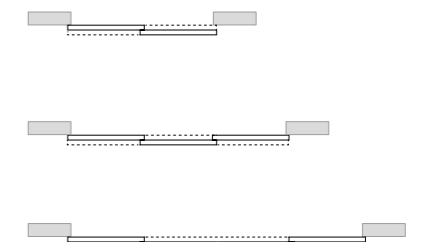
// binario a una via esterno vano
outer two-way track

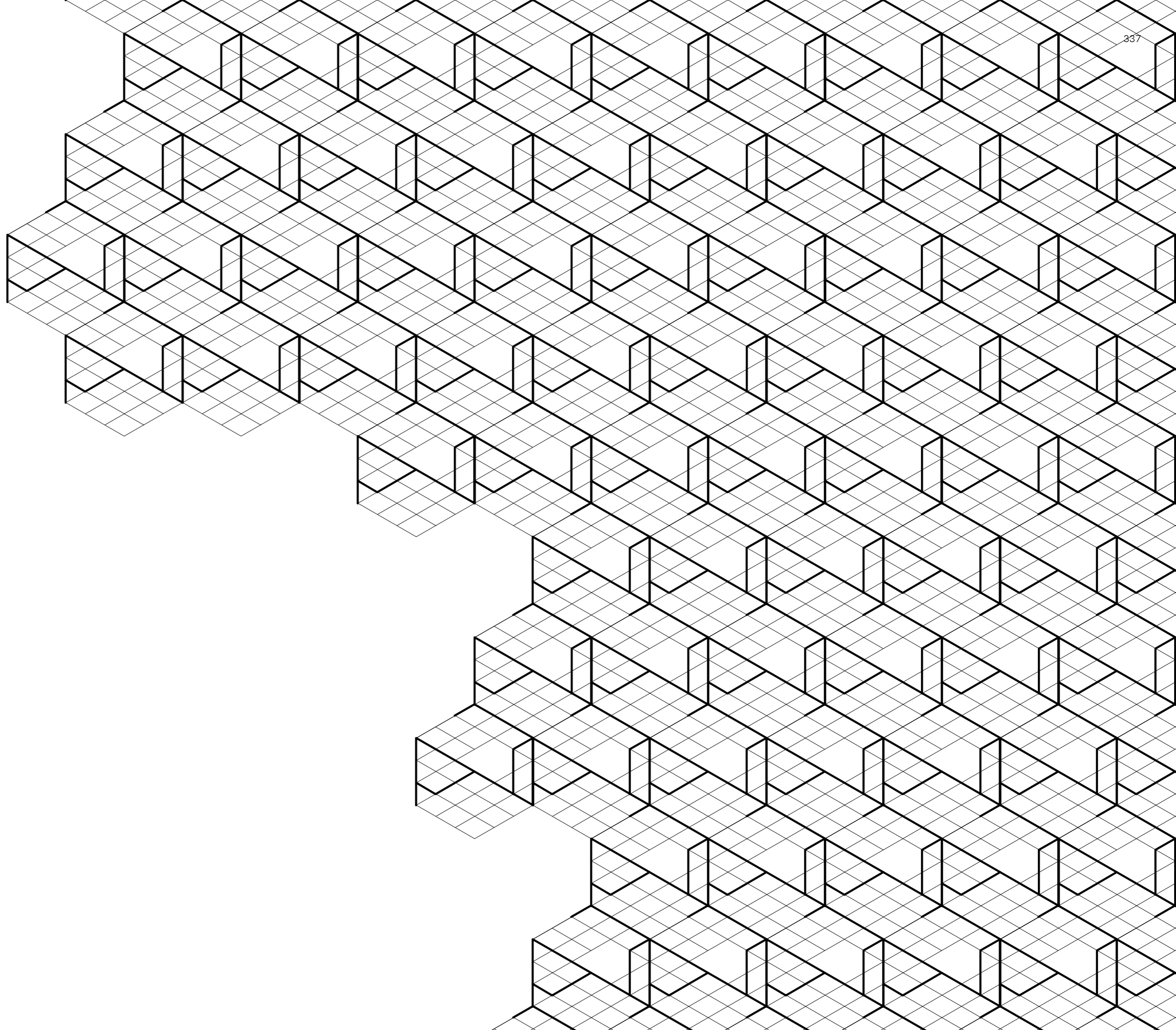


// binario a due vie interno vano
inner two-way track



// binario a due vie esterno vano
outer two-way track






// Finiture_Finishes

// Esterno e frontali_ Exterior and fronts

finiture lisce // plain finishes




// Esterno e frontali_ Exterior and fronts

finiture materiche // textured finishes




// Esterno ante vetro_ Exterior glass doors


vetri lucidi e opachi ante Glass // glossy and matt glass for Glass doors



specchio ante Glass // mirror for Glass doors



vetro ante City Glass // glass for City Glass doors



// Interno, scocca e attrezzatura interna Internal, carcass and interior fittings



sesamo_sesame

// Chiusure scorrevoli_Sliding closing systems

vetri + telai e binari in alluminio // glass + frames and tracks in aluminium



vetri // glass

- 1 // bianco talco_talc white
- 2 // satinato_satin-finish
- 3 // trasparente bronzato_bronze transparent
- 4 // trasparente grigio_grey transparent
- 5 // brunito opalino_pale burnished

telai e binari // frames and tracks

- 6 // verniciato bianco_white painted
- 7 // argento spazzolato_brushed silver
- 8 // titanio spazzolato_brushed titanium
- 9 // nero spazzolato_brushed black

// Tessuti_Fabrics

tessuti idrorepellenti Frisby // Frisby water proof fabrics



tessuti sanforizzati Fog // Fog sanforized fabrics



ecopelle Bloom // Bloom ecoleather



tessuti antimacchia Smack // Smack anti-stain fabrics



tessuti sanforizzati Creta // Creta sanforized fabrics



Ricerca di colori e materiali di alta qualità, finiture ecosostenibili dalla facile pulizia e dalle eccezionali doti di resistenza, calda matericità e realizzati con tecnologie d'avanguardia. Per i colori, i materiali e gli aspetti tecnici, fare riferimento ai listini prezzi e relativi aggiornamenti.

Ours is a quest for top quality colours and materials, easy to clean, eco-sustainable finishes with great resistance, and warm textures produced with cutting-edge technologies. To check colours, materials and technical aspects, see the price list and relative updates.

ART DIRECTION

vanderlande.studio + valentinisarottiassociati

PHOTO

Fausto Trevisan

IMAGES

Nudesign

COLOUR SEPARATION

Luce

PRINT

Grafiche Italprint

EDITION

CAT 0120



100% made in italy



Via Marosticana, 9
31010 Maser - TV - Italy
Tel. +39 04239255
info@zalf.com

Euromobil

Via Circonvallazione, 21
31020 Falzè di Piave - TV - Italy
Tel. +39 04389861
info@euromobil.com



Via Piave, 25
31028 Tezze di Piave - TV - Italy
Tel. +39 0438 2817
info@desiree.com

gruppoeuromobil.com

ZALF.COM